

X12 Frequency Multiplier

ZX90-12-63-S+

50Ω Output 4500 to 6000 MHz



Generic photo used for illustration purposes only

CASE STYLE: BY1298

Connectors	Model
SMA	ZX90-12-63-S+

+RoHS Compliant

The +Suffix identifies RoHS Compliance. See our web site for RoHS Compliance methodologies and qualifications

Maximum Ratings

Operating Temperature	-55°C to 100°C
Storage Temperature	-55°C to 100°C
RF Input Power	13dBm
DC Voltage	8.5 V

Permanent damage may occur if any of these limits are exceeded.

Coaxial Connections

INPUT	1
OUTPUT	2

Features

- broadband
- excellent spurious and harmonics suppression, 40 dBc typ.

Applications

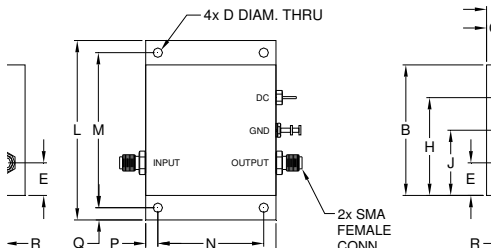
- military radio
- test equipment
- mobile

Electrical Specifications T_{AMB}= 25°C

MULTIPLICATION FACTOR	FREQUENCY (MHz)		INPUT POWER (dBm)		CONVERSION LOSS (dB)		*HARMONIC OUTPUT (dBc)				DC POWER					
	F1 Input	F12 Output	Min.	Max.	F12 Typ.	Max.	F1 to F3 Typ.	F4 Min.	F5 to F9 Typ.	F10 to F16 Min.	Volts ¹ (V) Nom.	Current (mA) Max.				
12	375-500	4500-6000	-4	0	6.5	12	65	50	34	23	48	33	26	20	8	200

* Harmonics of input frequency below the power level of F12
 1. Other volts available upon request.

Outline Drawing



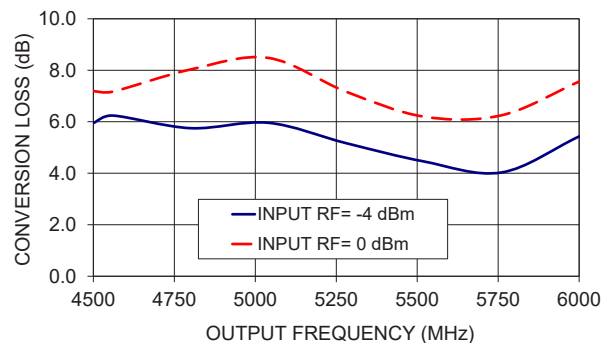
Outline Dimensions (Inch/mm)

A	B	C	D	E	F	G	H	J
2.00	2.00	.62	.144	.50	--	.26	1.50	1.00
50.80	50.80	15.75	3.66	12.70	--	6.60	38.10	25.40
K	L	M	N	P	Q	R	wt	
.100	2.75	2.375	1.625	.19	.19	.31	grams	
2.54	69.85	60.33	41.28	4.83	4.83	7.87	71.80	

Typical Performance Data

Frequency Input (MHz)	Frequency Output (MHz)	Conversion Loss (dB) at RF Input Power	
		-4 dBm	0 dBm
375.00	4500.00	5.95	7.19
380.00	4560.00	6.24	7.17
400.00	4800.00	5.75	8.03
420.00	5040.00	5.96	8.48
440.00	5280.00	5.17	7.17
460.00	5520.00	4.46	6.20
480.00	5760.00	4.03	6.25
500.00	6000.00	5.43	7.56

ZX90-12-63-S+ CONVERSION LOSS



Notes

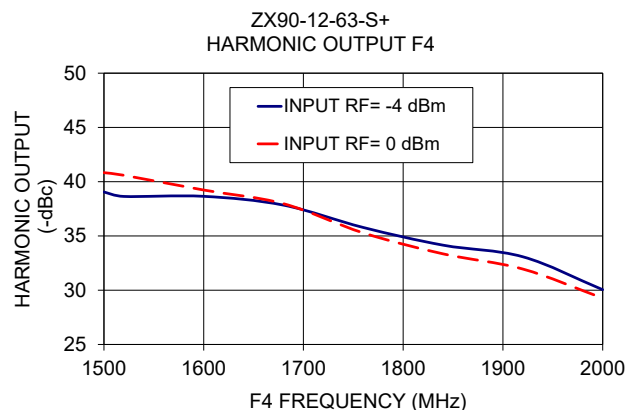
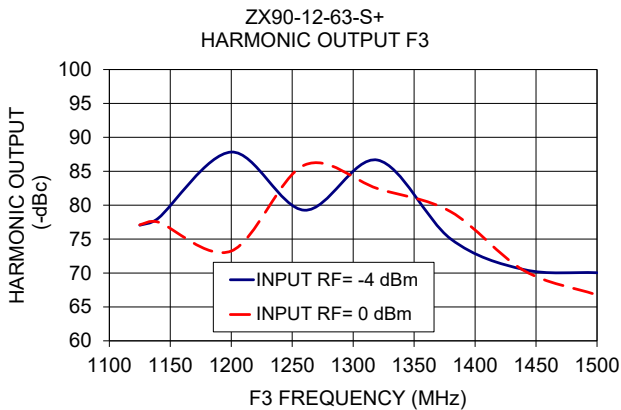
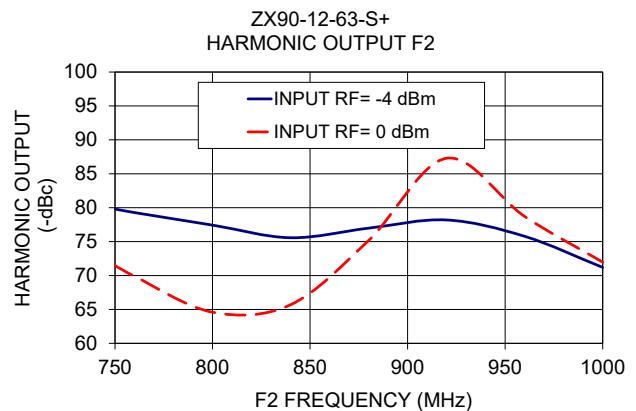
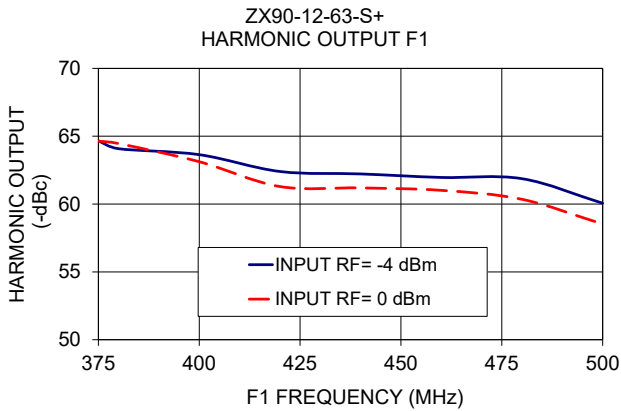
- Performance and quality attributes and conditions not expressly stated in this specification document are intended to be excluded and do not form a part of this specification document.
- Electrical specifications and performance data contained in this specification document are based on Mini-Circuit's applicable established test performance criteria and measurement instructions.
- The parts covered by this specification document are subject to Mini-Circuits standard limited warranty and terms and conditions (collectively, "Standard Terms"); Purchasers of this part are entitled to the rights and benefits contained therein. For a full statement of the Standard Terms and the exclusive rights and remedies thereunder, please visit Mini-Circuits' website at www.minicircuits.com/MCLStore/terms.jsp



Typical Performance Data

Frequency		Harmonic Rejection Below F12 (-dBc) at RF Input Power -4 dBm															
Input (MHz)	Output (MHz)	F1	F2	F3	F4	F5	F6	F7	F8	F9	F10	F11	F13	F14	F15	F16	
375.00	4500.00	64.66	79.80	77.05	39.05	62.08	55.81	64.27	71.85	71.12	42.22	32.97	24.73	28.12	48.25	31.03	
380.00	4560.00	64.08	79.28	78.05	38.64	62.22	56.04	63.03	63.68	73.49	38.30	33.03	25.13	28.42	47.76	31.68	
400.00	4800.00	63.64	77.43	87.83	38.65	61.23	59.64	62.54	63.22	58.33	38.54	38.24	30.38	30.61	53.46	30.96	
420.00	5040.00	62.40	75.57	79.26	37.84	61.73	57.78	66.74	54.32	50.14	38.04	38.07	34.73	30.83	50.99	32.06	
440.00	5280.00	62.22	76.98	86.65	35.78	64.41	67.28	77.48	61.62	49.55	43.77	31.07	32.03	53.14	51.43	34.49	
460.00	5520.00	61.96	78.19	75.03	34.15	62.06	70.03	71.28	47.47	46.70	38.28	30.83	32.41	56.21	49.98	46.38	
480.00	5760.00	61.87	75.78	70.51	33.08	58.06	64.02	68.63	42.16	48.94	34.41	27.95	31.70	42.42	57.20	49.95	
500.00	6000.00	60.06	71.20	70.04	30.05	54.70	63.89	58.01	43.20	49.53	30.60	24.01	28.91	38.06	62.56	57.80	

Frequency		Harmonic Rejection Below F12 (-dBc) at RF Input Power 0 dBm															
Input (MHz)	Output (MHz)	F1	F2	F3	F4	F5	F6	F7	F8	F9	F10	F11	F13	F14	F15	F16	
375.00	4500.00	64.64	71.46	77.11	40.83	57.63	54.72	63.03	49.41	56.29	41.40	32.78	25.37	28.28	45.86	29.60	
380.00	4560.00	64.46	69.90	77.51	40.59	57.54	54.96	60.50	47.64	58.19	37.48	33.89	26.28	28.11	46.11	30.60	
400.00	4800.00	63.12	64.59	73.24	39.23	58.38	62.79	52.58	53.99	57.95	35.91	44.77	29.96	30.64	53.53	31.81	
420.00	5040.00	61.29	65.69	85.91	37.97	57.50	54.15	41.63	46.14	49.55	39.42	26.32	26.03	32.55	49.93	34.58	
440.00	5280.00	61.19	75.16	82.45	35.28	59.51	62.90	54.34	61.47	46.75	41.37	25.32	26.12	53.65	46.65	38.53	
460.00	5520.00	61.01	87.29	79.04	33.35	62.18	61.94	65.60	47.47	43.06	42.98	26.59	28.42	44.73	49.11	50.63	
480.00	5760.00	60.35	78.71	70.37	31.95	62.17	61.17	60.69	43.05	38.82	36.28	26.22	30.12	39.82	52.65	53.32	
500.00	6000.00	58.53	71.98	66.76	29.27	68.41	52.10	58.78	43.19	41.26	32.15	24.96	28.59	39.01	59.79	60.16	

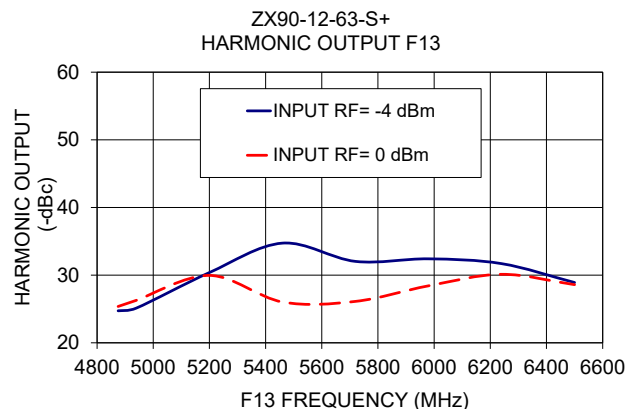
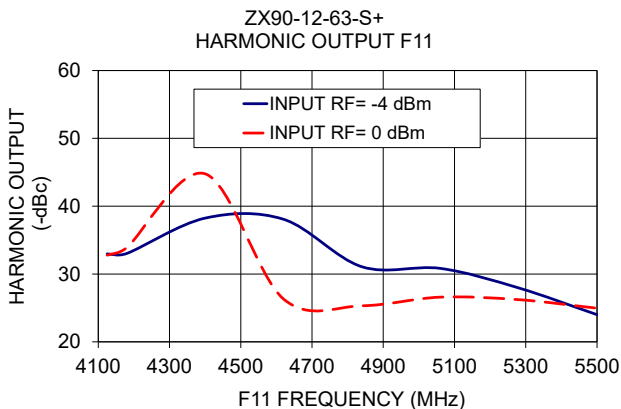
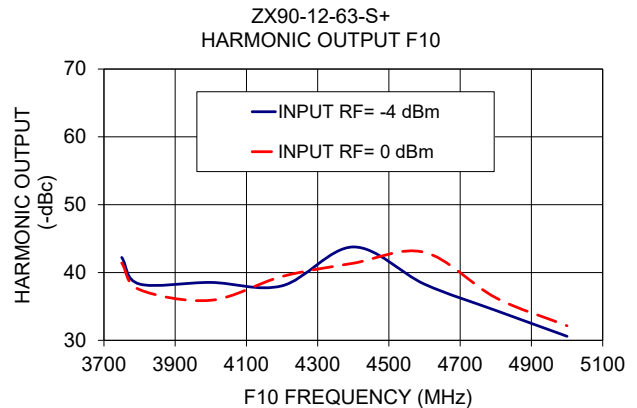
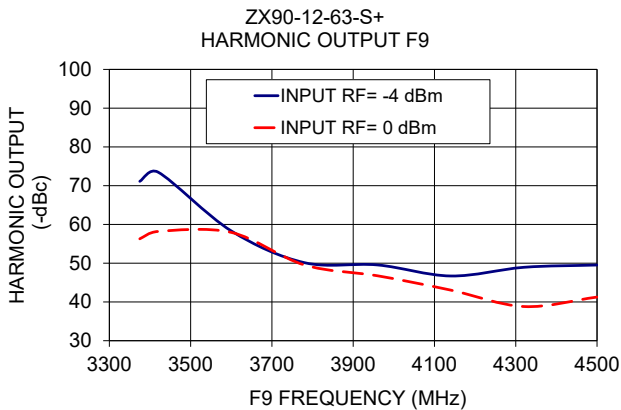
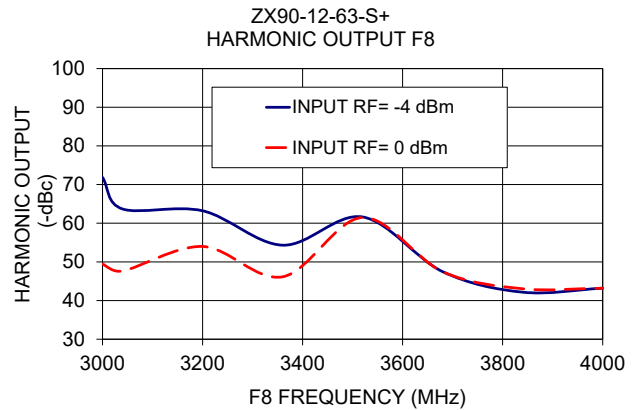
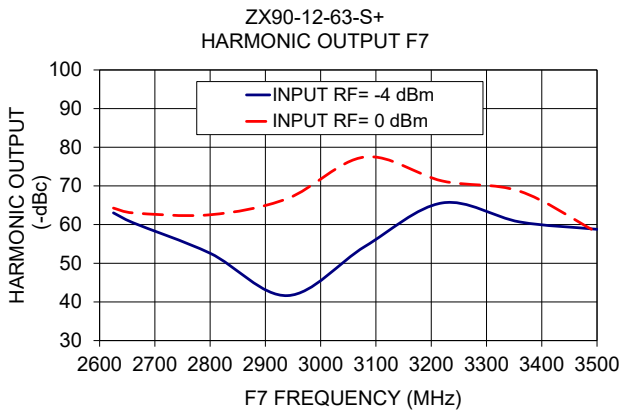
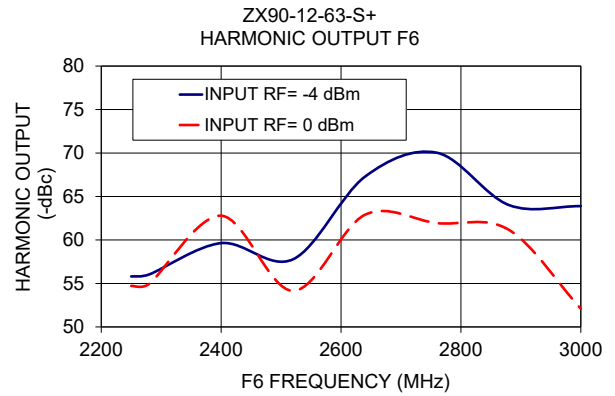
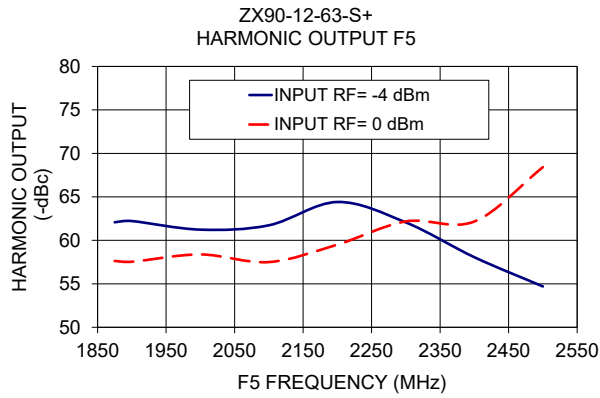


Notes

- A. Performance and quality attributes and conditions not expressly stated in this specification document are intended to be excluded and do not form a part of this specification document.
- B. Electrical specifications and performance data contained in this specification document are based on Mini-Circuit's applicable established test performance criteria and measurement instructions.
- C. The parts covered by this specification document are subject to Mini-Circuits standard limited warranty and terms and conditions (collectively, "Standard Terms"); Purchasers of this part are entitled to the rights and benefits contained therein. For a full statement of the Standard Terms and the exclusive rights and remedies thereunder, please visit Mini-Circuits' website at www.minicircuits.com/MCLStore/terms.jsp



ZX90-12-63-S+

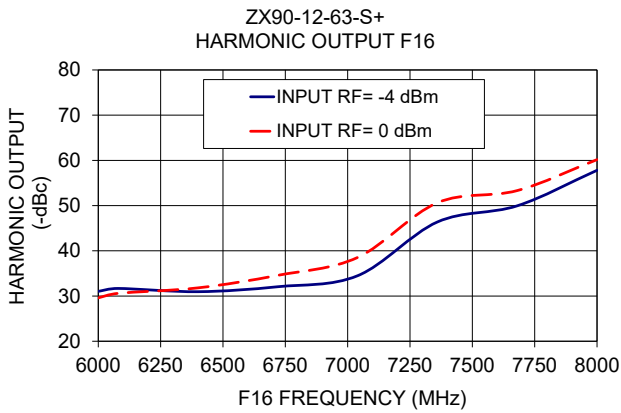
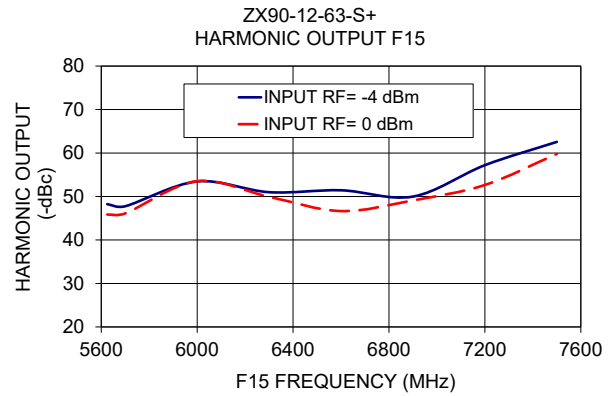
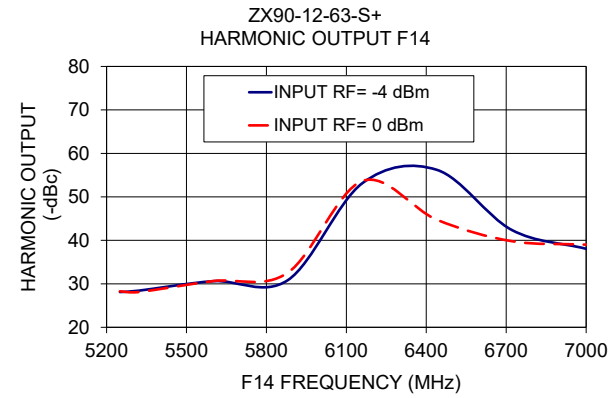


Notes

- A. Performance and quality attributes and conditions not expressly stated in this specification document are intended to be excluded and do not form a part of this specification document.
- B. Electrical specifications and performance data contained in this specification document are based on Mini-Circuit's applicable established test performance criteria and measurement instructions.
- C. The parts covered by this specification document are subject to Mini-Circuits standard limited warranty and terms and conditions (collectively, "Standard Terms"); Purchasers of this part are entitled to the rights and benefits contained therein. For a full statement of the Standard Terms and the exclusive rights and remedies thereunder, please visit Mini-Circuits' website at www.minicircuits.com/MCLStore/terms.jsp



ZX90-12-63-S+



Notes

- A. Performance and quality attributes and conditions not expressly stated in this specification document are intended to be excluded and do not form a part of this specification document.
- B. Electrical specifications and performance data contained in this specification document are based on Mini-Circuit's applicable established test performance criteria and measurement instructions.
- C. The parts covered by this specification document are subject to Mini-Circuits standard limited warranty and terms and conditions (collectively, "Standard Terms"); Purchasers of this part are entitled to the rights and benefits contained therein. For a full statement of the Standard Terms and the exclusive rights and remedies thereunder, please visit Mini-Circuits' website at www.minicircuits.com/MCLStore/terms.jsp