



RACK-MOUNTED

Splitter / Combiner Panel

ZT-393

50 Ω 0.6 to 6 GHz 2 x 8-Way SMA Female

THE BIG DEAL

- Rack-mounted RF splitter / combiner panel
- 2 x 8-way splitters in 1U rack space
- In-line connector configuration
- Wide bandwidth

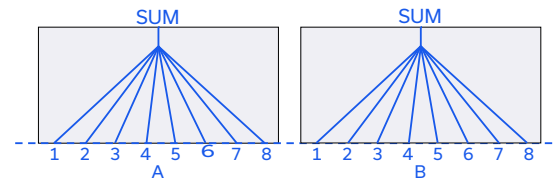


Generic photo used for illustration purposes only

APPLICATIONS

- Production test setups
- Satcom signal distribution
- Cellular test applications

FUNCTIONAL BLOCK DIAGRAM



PRODUCT OVERVIEW

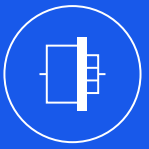
Mini-Circuits panel-mounted structures provide clean, organized management of cable runs and connections in complex, high volume test setups. Multiple connector adapters, power splitters, directional couplers and other essential RF components and test accessories can be integrated efficiently within the test system. Custom configurations are available upon request.

ZT-393 integrates 2 x 8-way splitter / combiners on to a compact panel requiring only 1U of rack space. The orientation of the SMA connectors supports straight-through connections within the rack, with ports 1-8 of each splitter on the front panel and the sum ports accessible from the rear.

ELECTRICAL SPECIFICATIONS AT +25°C (EACH SPLITTER)

Parameter	Conditions	Min.	Typ.	Max.	Units
Frequency Range		600		6000	MHz
Insertion Loss (Above Theoretical 9.0 dB)	600 – 700 MHz		0.6	1.0	dB
	700 – 5000 MHz		1.8	2.3	
	5000 – 6000 MHz		2.4	3.3	
Isolation	600 – 6000 MHz	16	22		dB
Return Loss (Port S)	600 – 700 MHz		15		dB
	700 – 6000 MHz		16		
Return Loss (Ports 1 – 8)	600 – 700 MHz		20		dB
	700 – 6000 MHz		22		
Power Handling	CW (as splitter into 1.2:1 max load VSWR)			30	W





RACK-MOUNTED

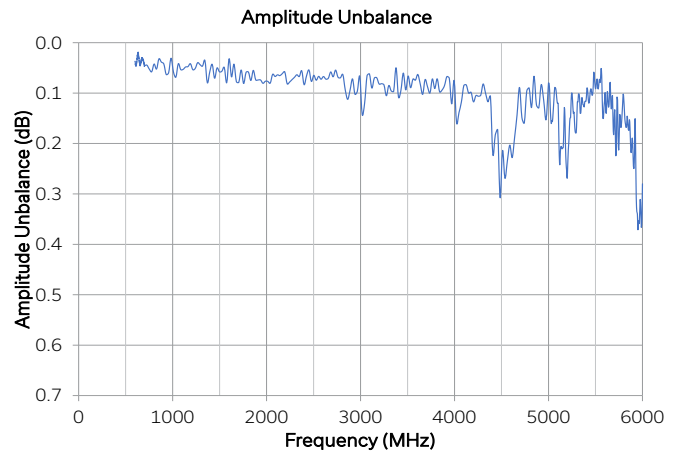
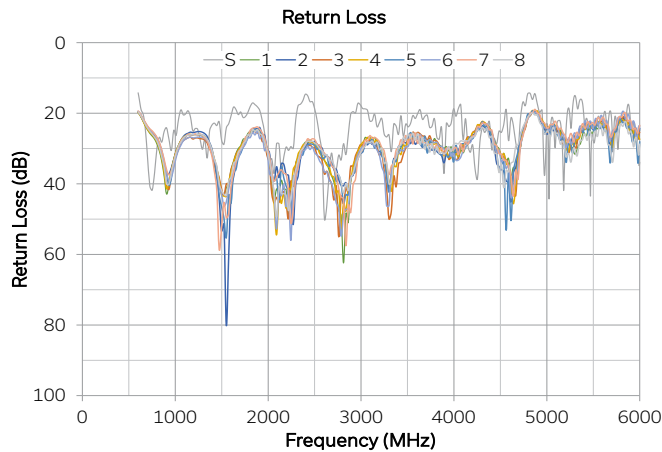
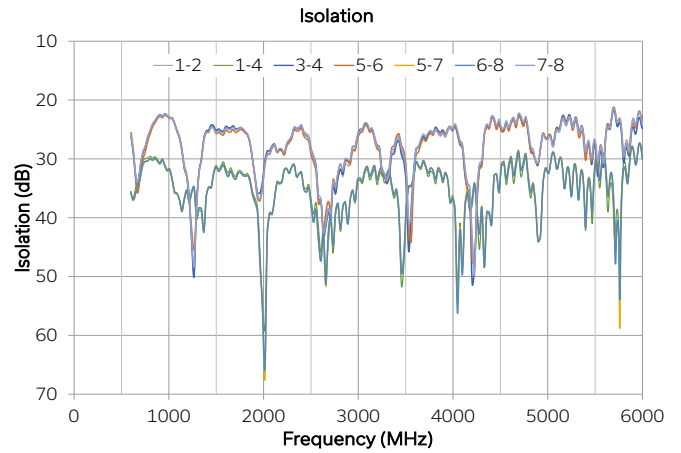
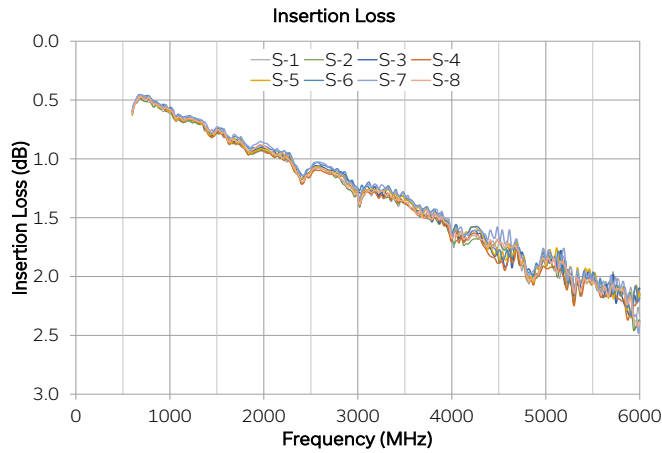
Splitter / Combiner Panel

ZT-393

Mini-Circuits

50 Ω 0.6 to 6 GHz 2 x 8-Way SMA Female

TYPICAL PERFORMANCE GRAPHS



ABSOLUTE MAXIMUM RATINGS

Parameter	Conditions	Limits	Units
Temperature	Operating	0 to +50	°C
	Storage	-20 to +60	

Permanent damage may occur if any of these limits are exceeded. Operating in the range between operating power limits and absolute maximum ratings for extended periods of time may result in reduced life and reliability.

CONNECTIONS

Splitter	Port	Connector
A to B	Sum & 1-8	SMA female





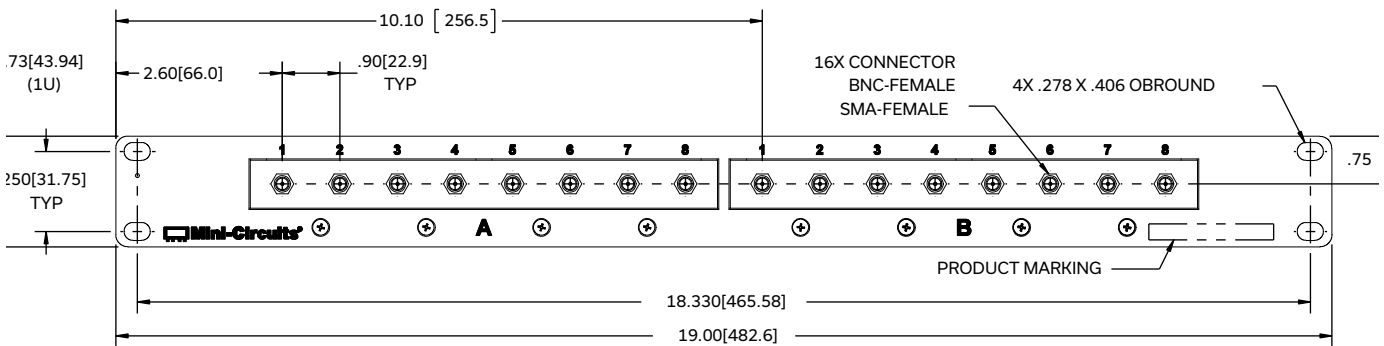
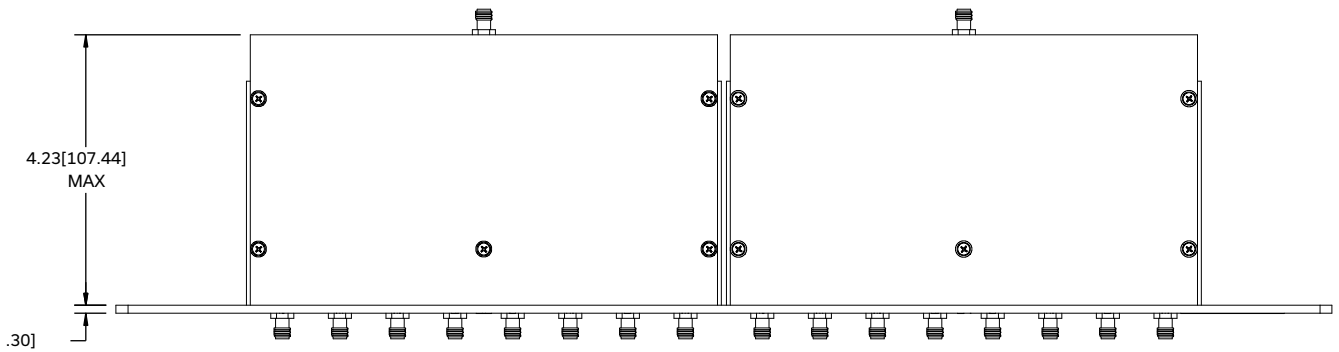
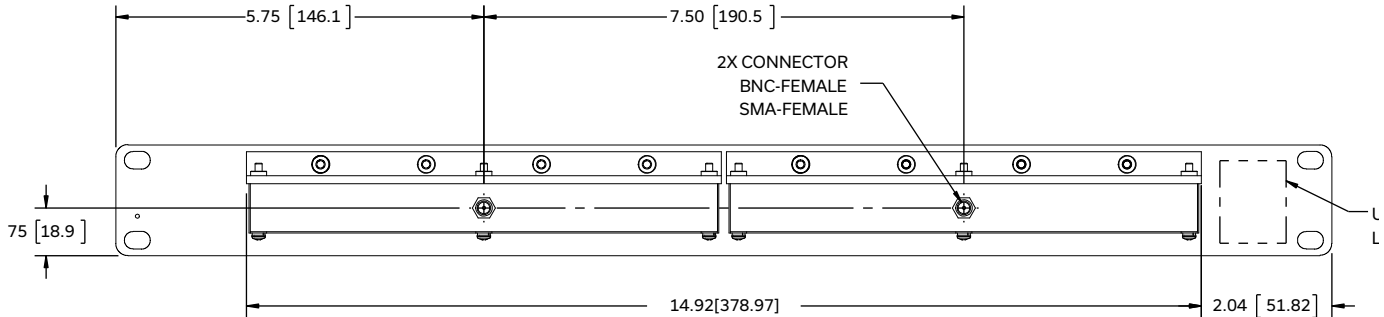
RACK-MOUNTED

Splitter / Combiner Panel

ZT-393

50 Ω 0.6 to 6 GHz 2 x 8-Way SMA Female

CASE STYLE DRAWING



PRODUCT MARKING

Product Marking: ZT-393

Unit ID Label: Serial number and other identification marks

Marking may contain other features or characters for internal lot control






RACK-MOUNTED

Splitter / Combiner Panel


ZT-393

50 Ω 0.6 to 6 GHz 2 x 8-Way SMA Female

DETAILED MODEL INFORMATION IS AVAILABLE ON OUR WEBSITE [CLICK HERE](#)

Case Style	YN3414	
Environmental Rating	ENV55	
Regulatory Compliance	<p>Refer to our website for compliance methodologies and qualifications</p> 	<p>www.minicircuits.com/quality/environmental_introduction.html</p>

Contact Us: testsolutions@minicircuits.com

Included Accessories	Part Number	Description
	HT-4-SMA	SMA connector wrench (4" length)

- NOTES**
- A. Performance and quality attributes and conditions not expressly stated in this specification document are intended to be excluded and do not form a part of this specification document.
 - B. Electrical specifications and performance data contained in this specification document are based on Mini-Circuit's applicable established test performance criteria and measurement instructions.
 - C. The parts covered by this specification document are subject to Mini-Circuits standard limited warranty and terms and conditions (collectively, "Standard Terms"); Purchasers of this part are entitled to the rights and benefits contained therein. For a full statement of the standard. Terms and the exclusive rights and remedies thereunder, please visit Mini-Circuits' website at www.minicircuits.com/MCLStore/terms.jsp