



COAXIAL

# Medium Power Amplifier

## ZHL-0G64G21W0+ ZHL-0G64G21W0X+

Mini-Circuits

50Ω 600 to 4200 MHz Broadband 1.6W SMA-Female

### THE BIG DEAL

- Broadband, 600 to 4200MHz
- High Gain, 39dB typ.
- High P1dB, +32dBm, typ.
- High OIP3, +45dBm typ.



With heatsink

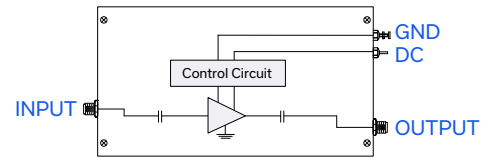
Without heatsink

Generic photo used for illustration purposes only

### APPLICATIONS

- Communication Systems
- R&D, Production, and OTA Test Systems
- Test & Measurement Equipment
- General Laboratory Applications

### FUNCTIONAL DIAGRAM



### PRODUCT OVERVIEW

The ZHL-0G64G21W0(X)+ is a medium power broadband amplifier providing more than 1W of output power with a typical small signal gain of 39dB over the 600 to 4200 MHz frequency band. The amplifier uses state-of-the-art semiconductor technology and can be used in a wide range of applications. A single supply voltage ensures ease of operation. The amplifier is made with a rugged aluminum housing and can be supplied with or without a heatsink.

### KEY FEATURES

Feature	Advantages
Extremely Broadband, 600 to 4200 MHz and High Power, 1.6W	One single amplifier that covers the entire frequency band delivering rated power.
High Gain, 39 dB Typ.	High gain allows low drive levels to achieve rated output power which can be obtained from many standard lab generators.
Rugged by design	Accidental reversing of the polarity of the power supply or accidental open/short (delivering P <sub>1dB</sub> power) will not damage the amplifier.
High OIP3, +45 dBm Typ.	High OIP3 makes the amplifier suitable for applications requiring high linearity such as digitally modulated signals.
Rugged enclosure	The solid aluminum enclosure makes the amplifier usable for any application from industrial, to laboratory environments.





COAXIAL

# Medium Power Amplifier

**ZHL-0G64G21W0+**  
**ZHL-0G64G21W0X+**

Mini-Circuits

50Ω 600 to 4200 MHz Broadband 1.6W SMA-Female

## ELECTRICAL SPECIFICATIONS AT $T_{MOUNTINGBASE} = +25^{\circ}C, V_{DC} = +28V$

Parameter	Symbol	Condition	Min.	Typ.	Max.	Units
Frequency Range	f		600		4200	MHz
Small Signal Gain	$G_{SS}$		38	39	43	dB
Small Signal Gain Flatness	$G_{SS-FLAT}$			± 0.8	± 1.1	dB
Output Power at 1 dB compression	$P_{1dB}$		+28	+32		dBm
Output Power at 3 dB compression	$P_{3dB}$		+29	+34		dBm
Noise Figure	NF			6.6		dB
Output Third Order Intercept Point	OIP3	$P_{OUT} = +20$ dBm/tone		+45		dBm
Input VSWR	I-VSWR			1.4	2.4	:1
Output VSWR	O-VSWR			1.6	2.4	:1
DC Supply Voltage	$V_{DC}$		+26	+28	+30	V
Supply Current	$I_{DC}$	@ $P_{3dB}$		0.83	1.00	A



COAXIAL

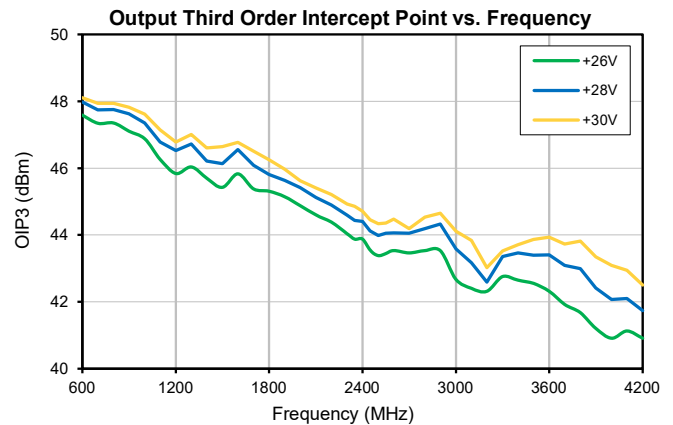
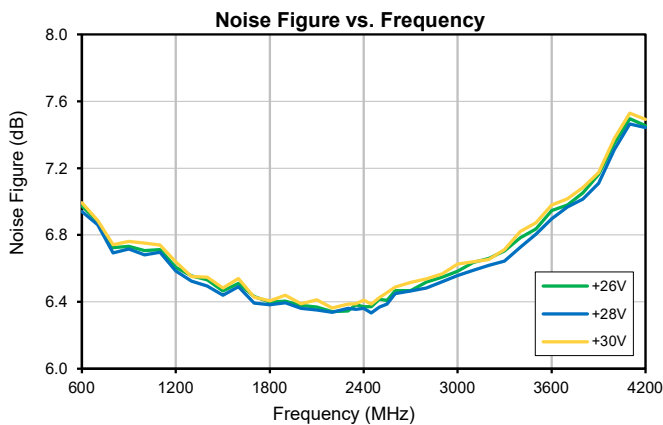
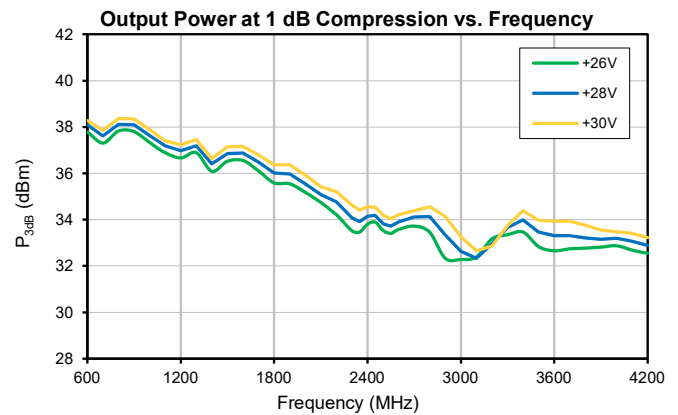
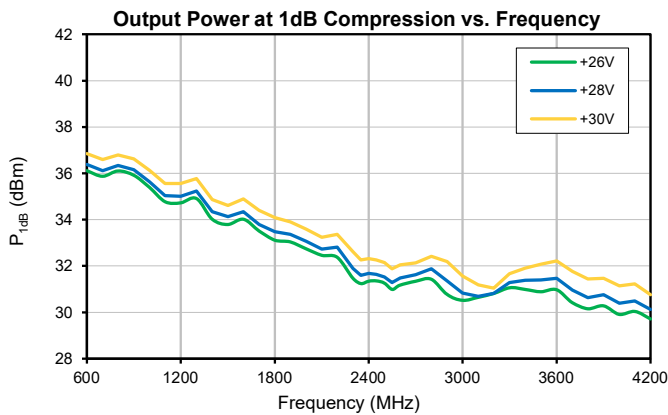
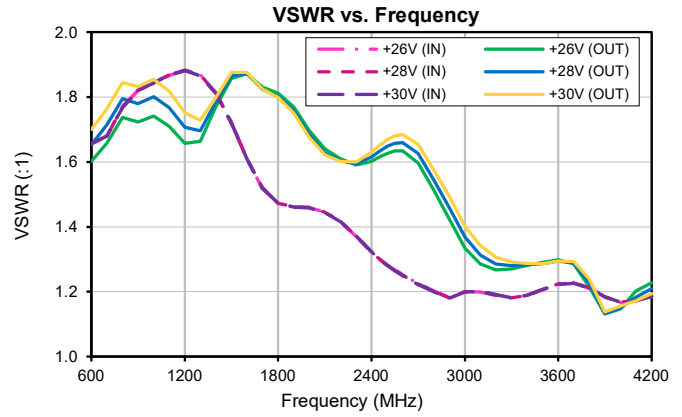
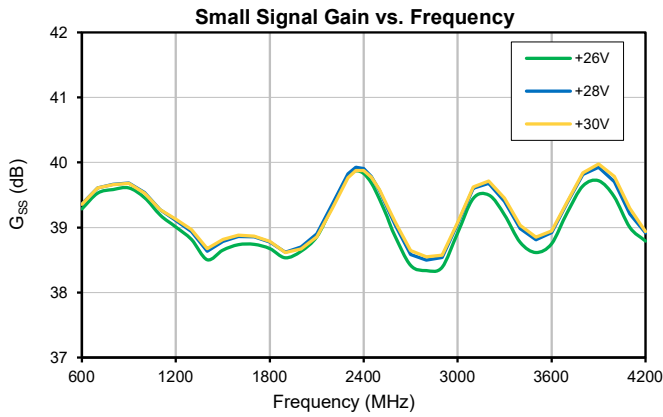
# Medium Power Amplifier

## ZHL-0G64G21W0+ ZHL-0G64G21W0X+

Mini-Circuits

50Ω 600 to 4200 MHz Broadband 1.6W SMA-Female

TYPICAL PERFORMANCE DATA AT  $T_{MOUNTINGBASE} = 25^{\circ}C, 50\ OHM$





COAXIAL

# Medium Power Amplifier

**ZHL-0G64G21W0+**  
**ZHL-0G64G21W0X+**

Mini-Circuits

50Ω 600 to 4200 MHz Broadband 1.6W SMA-Female

## ABSOLUTE MAXIMUM RATINGS

Parameter	Ratings	
Operating Temperature	ZHL-0G64G21W0+	T <sub>AMBIENT</sub> : -20 °C to +65 °C
	ZHL-0G64G21W0X+	T <sub>MOUNTINGBASE</sub> : -20 °C to +85 °C
Storage Temperature	-55 °C to +100 °C	
No damage with an open or short at P <sub>OUT</sub> = +30 dBm CW for 2 minutes max		
RF Input Power (no damage)	+5 dBm	
DC Operating Voltage	± 30 V	

Permanent damage may occur if any of these limits are exceeded.

## DETERMINING MAXIMUM THERMAL RESISTANCE OF USERS' EXTERNAL HEAT SINK

<i>MAXIMUM THERMAL RESISTANCE</i>	$= \frac{\text{MAXIMUM OPERATING CASE TEMP} - \text{MAXIMUM USER AMBIENT TEMP}}{\text{POWER DISSIPATION}}$
<b>Example:</b>	<p>MAXIMUM MOUNTING BASE TEMP = +85 °C (CHECK MAXIMUM RATINGS TABLE FOR THIS VALUE)</p> <p>MAXIMUM USER AMBIENT TEMP = +65 °C (USER DEFINED)</p> <p>POWER DISSIPATION = 30 WATTS (CHECK MAXIMUM RATINGS TABLE FOR THIS VALUE)</p> <p>THEN MAXIMUM ALLOWABLE THERMAL RESISTANCE = 0.66 °C/W</p>



COAXIAL

# Medium Power Amplifier

## ZHL-0G64G21W0+ ZHL-0G64G21W0X+

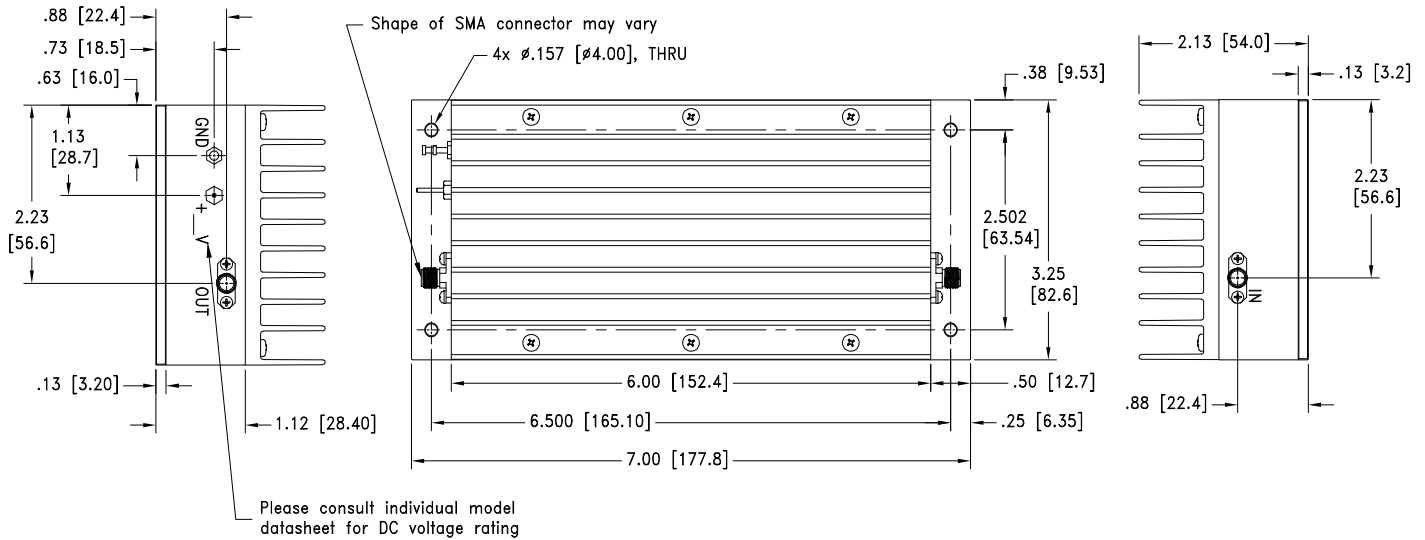
Mini-Circuits

50Ω 600 to 4200 MHz Broadband 1.6W SMA-Female

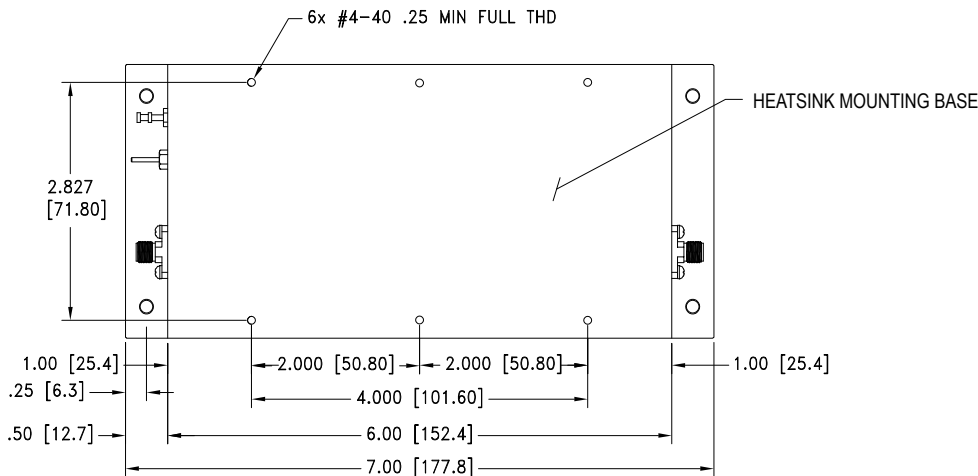
### COAXIAL CONNECTIONS

IN (RF IN)	SMA-Female
OUT (RF OUT)	SMA-Female

### CASE STYLE DRAWING WITH HEATSINK (ZHL-0G64G21W0+)



### CASE STYLE DRAWING WITHOUT HEATSINK (ZHL-0G64G21W0X+)



Weight: 900.0 grams. Weight without heatsink: 600.0 grams  
 Dimensions are in inches [mm]. Tolerances: 2 Pl.  $\pm$ .03; 3 Pl.  $\pm$ .015 Inch





COAXIAL

# Medium Power Amplifier

**ZHL-0G64G21W0+**  
**ZHL-0G64G21W10+**

50Ω 600 to 4200 MHz Broadband 1.6W SMA-Female

### ADDITIONAL INFORMATION IS AVAILABLE ON OUR DASHBOARD.

Performance Data	Table
	Graphs
	S-Parameter (S2P Files) Data Set (.zip file)
RoHS Status	Compliant
Environmental Ratings	ENV23T3

### ORDERING INFORMATION

Model No. Links	<a href="#">ZHL-0G64G21W0+</a>	<a href="#">ZHL-0G64G21W0X+</a>
Option	With heatsink	Without heatsink
Case Style	U36	
Connector	IN (SMA-Female) / OUT (SMA-Female)	

#### NOTES

- A. Performance and quality attributes and conditions not expressly stated in this specification document are intended to be excluded and do not form a part of this specification document.
- B. Electrical specifications and performance data contained in this specification document are based on Mini-Circuit's applicable established test performance criteria and measurement instructions.
- C. The parts covered by this specification document are subject to Mini-Circuits standard limited warranty and terms and conditions (collectively, "Standard Terms"); Purchasers of this part are entitled to the rights and benefits contained therein. For a full statement of the standard terms and the exclusive rights and remedies thereunder, please visit Mini-Circuits' website at [www.minicircuits.com/terms/viewterm.html](http://www.minicircuits.com/terms/viewterm.html)

