



Low Noise Amplifier **WVA-71863LNX+**

71 to 86 GHz NF 4.5dB WR12

THE BIG DEAL

- WR12 Waveguide RF Interface
- High Gain, 39 dB Typ.
- Excellent Gain Flatness, ±1.5 dB Typ.
- Low Noise Figure, 4.5 dB Typ.
- Wide DC Operating Voltage, +10 To +15 V
- Over Voltage And Reverse Voltage Protected

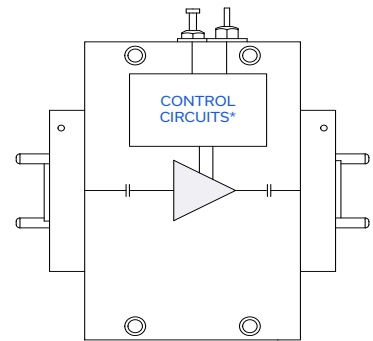


Generic photo used for illustration purposes only

APPLICATIONS

- Automotive Radar Testing
- Aerospace & Defense
- Test and Measurement
- E-Band Backhaul

FUNCTIONAL DIAGRAM



*Voltage Regulation, over-voltage, reverse voltage, and in-rush current protection circuit

PRODUCT OVERVIEW

Mini-Circuits' WVA-71863LNX+ is a low noise high gain amplifier, covering 71 to 86 GHz with WR12 waveguide interfaces. The model operates over a positive supply range of +10 to +15 V, allowing users to choose their desired operating voltage. Internal DC-DC conversion circuitry maintains constant efficiency over the full input voltage range. The amplifier incorporates several DC-protection features such as over-voltage, reverse voltage, and in-rush current protection to protect from damage in case of unexpected spikes in voltage during operation. The high frequency operation combined with high gain and low noise figure makes this amplifier an ideal choice for automotive, radar/sensing applications, and wireless backhaul testing in E-Band frequency ranges.

KEY FEATURES

Features	Advantages
Wideband amplifier, 71 to 86 GHz	A single amplifier covers the full 71-86 GHz band, eliminating the need for band specific solutions (71-76 GHz, 77-81 GHz, 81-86 GHz).
High Gain Low VSWR Low Noise	The combination of low noise figure (4.5 dB typ.) and high gain (39 dB typ.) provides significant amplification of low power signals with very little signal integrity degradation.
DC Protection <ul style="list-style-type: none"> • Over-voltage • Reverse voltage • In-rush current 	The internal DC circuitry allows the amplifier to be protected from external mishandling or unexpected spikes in voltage that could lead to catastrophic failures in the field.
Wide DC Operating Voltage	The device is capable of operating on a single supply voltage from +10 to +15 V with consistent DC power consumption, providing ease and flexibility for incorporation into test setups and systems.

REV. OR
ECO-018172
WVA-71863LNX+
MCL NY
230613



Low Noise Amplifier **WVA-71863LNX+**

71 to 86 GHz NF 4.5dB WR12

ELECTRICAL SPECIFICATIONS AT +25 °C BASEPLATE

Parameter	Condition (GHz)	Min.	Typ.	Max.	Units
Frequency Range	-	71	-	86	GHz
Gain	71 - 86	34	39	-	dB
Gain Flatness	71 - 86	-	±1.5	-	dB
Noise Figure	71 - 81	-	4.0	-	dB
	81 - 86	-	5.0	-	dB
Output Power at 1dB Compression	71 - 86	12.5	14.5	-	dBm
Output Power at Saturation	71 - 86	16.5	18.5	-	dBm
Input Return Loss	71 - 86	-	12	-	dB
Output Return Loss ¹	71 - 86	-	15	-	dB
DC Supply Voltage (Vs)	-	+10		+15	V
DC Current at Vs = +10V ²	-	-	185	220	mA

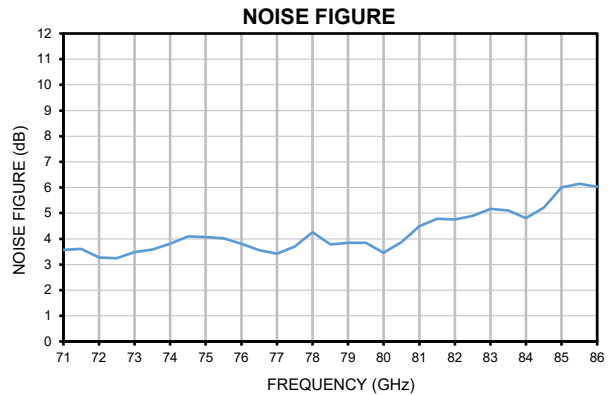
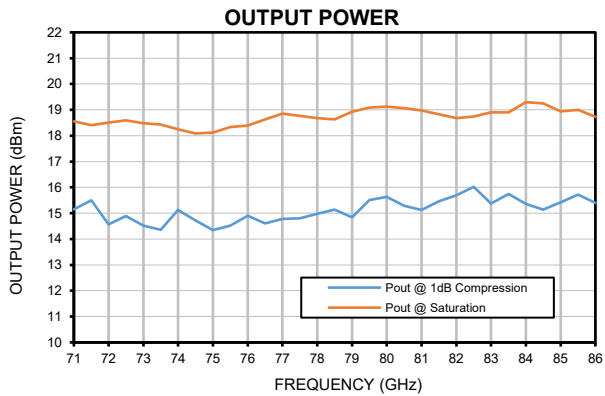
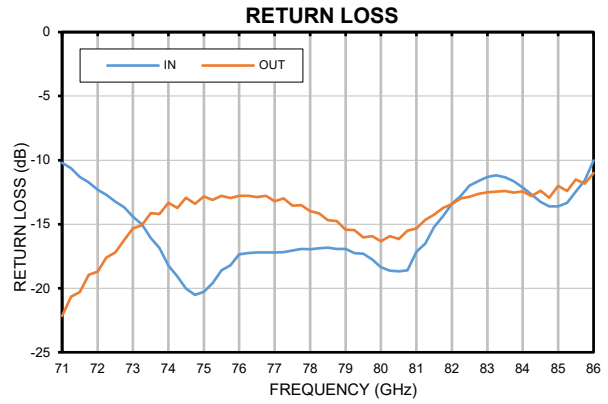
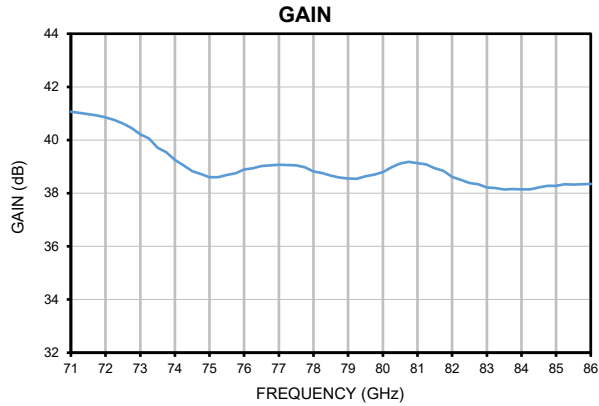
1. Open and short-circuit loads are not recommended at the amplifier output. Ensure proper WR12 load before turning the amplifier on.
 2. Max DC Current at Psat. DC current increases as amplifier is driven into compression.



Low Noise Amplifier **WVA-71863LNX+**

71 to 86 GHz NF 4.5dB WR12

TYPICAL PERFORMANCE GRAPHS





Low Noise Amplifier **WVA-71863LNX+**

71 to 86 GHz NF 4.5dB WR12

ABSOLUTE MAXIMUM RATINGS³

Parameter	Ratings
Operating Temperature	-40 °C to +50 °C Ambient -40 °C to +60 °C Baseplate
Storage Temperature	-40 °C to +85 °C
Total Power Dissipation	2.5 W
RF Input Power ⁴ (CW)	0 dBm
DC Operating Voltage (Vs)	+16 V

3. Continuous operation is not recommended at these extremes. Permanent damage may occur if any of these limits are exceeded.
 4. Specified under matched WR12 load.

DETERMINING MAXIMUM THERMAL RESISTANCE OF USERS' EXTERNAL HEAT SINK

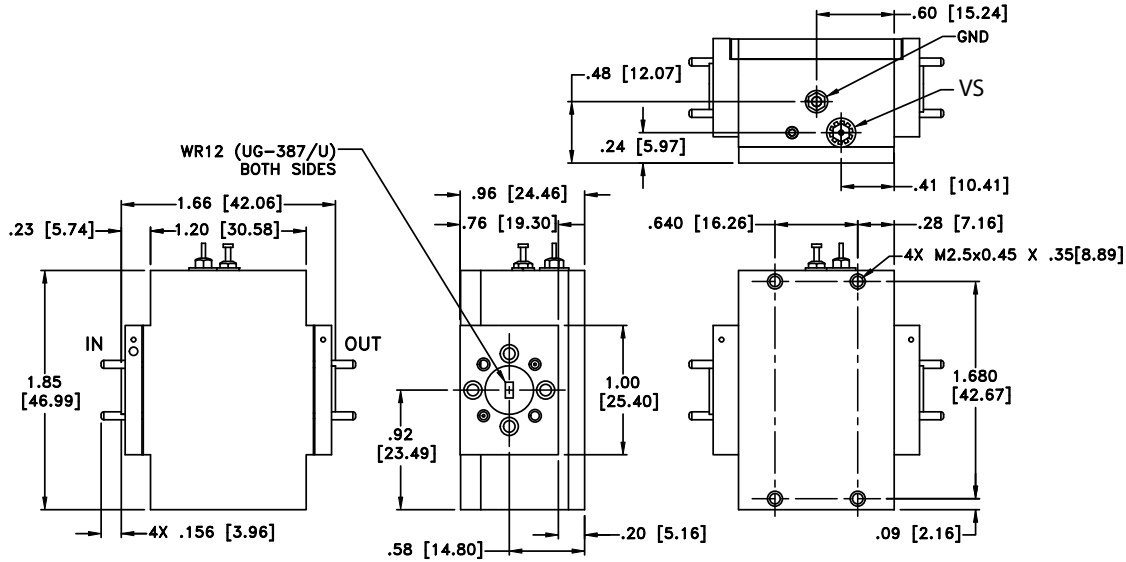
$\text{MAXIMUM THERMAL RESISTANCE} = \frac{\text{MAXIMUM OPERATING CASE TEMP} - \text{MAXIMUM USER AMBIENT TEMP}}{\text{POWER DISSIPATION}}$	
Example:	MAXIMUM OPERATING CASE TEMP = +50 °C (CHECK MAXIMUM RATINGS TABLE FOR THIS VALUE) MAXIMUM USER AMBIENT TEMP = +30 °C (USER DEFINED) POWER DISSIPATION = 10 WATTS (CHECK MAXIMUM RATINGS TABLE FOR THIS VALUE) THEN MAXIMUM ALLOWABLE THERMAL RESISTANCE = 2 °C/W



Low Noise Amplifier **WVA-71863LNX+**

71 to 86 GHz NF 4.5dB WR12

CASE STYLE DRAWING



Weight: 200 grams

Dimensions are in inches [mm]. Tolerances: 2 PL±.03; 3 PL ±.015 INCHES



Low Noise Amplifier **WVA-71863LNX+**

71 to 86 GHz NF 4.5dB WR12

ADDITIONAL INFORMATION IS AVAILABLE ON OUR DASHBOARD.

Performance Data	Data Table Swept Graphs S-Parameter (S2P Files) Data Set (.zip file)
RoHs Status	Compliant
Environmental Ratings	ENV130
Export Information	ECCN #3A001.B.4 This item will require an export license when shipped to certain countries

ORDERING INFORMATION

Model No. Links	WVA-71863LNX+
Option	Without heatsink
Product Marking	WVA-71863LNX+
Case Style	YS3481
Connector	WR12

NOTES

- A. Performance and quality attributes and conditions not expressly stated in this specification document are intended to be excluded and do not form a part of this specification document.
- B. Electrical specifications and performance data contained in this specification document are based on Mini-Circuit's applicable established test performance criteria and measurement instructions.
- C. The parts covered by this specification document are subject to Mini-Circuits standard limited warranty and terms and conditions (collectively, "Standard Terms"); Purchasers of this part are entitled to the rights and benefits contained therein. For a full statement of the standard terms and the exclusive rights and remedies thereunder, please visit Mini-Circuits' website at www.minicircuits.com/terms/viewterm.html

