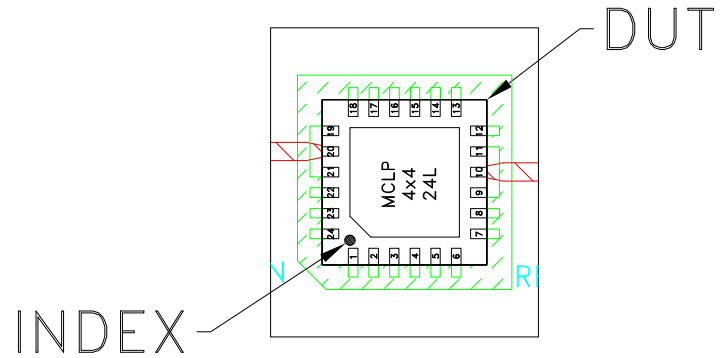
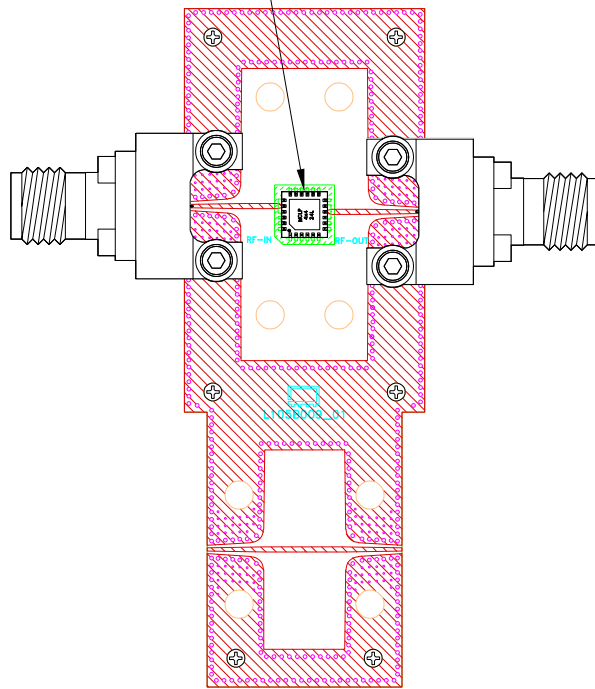
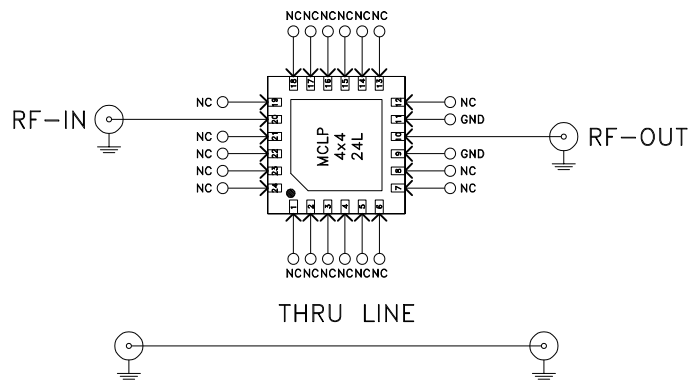


Evaluation Board and Circuit

SEE DETAIL "A"



DETAIL "A"
(SCALE 3:1)



SCHEMATIC DIAGRAM
(SCALE 3:1)

Function	Pad
RF-IN	20
RF-OUT	10
GND	9,11
NC (Ground Externally)	1-8,12-19,21-24

NOTES:

- 1.85mm Female Connectors.
- PCB Material: Roger R04003C or equivalent, Dielectric constant=3.5, Thickness=0.008 inch

 Mini-Circuits®