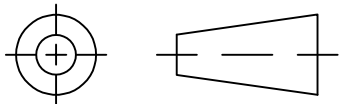


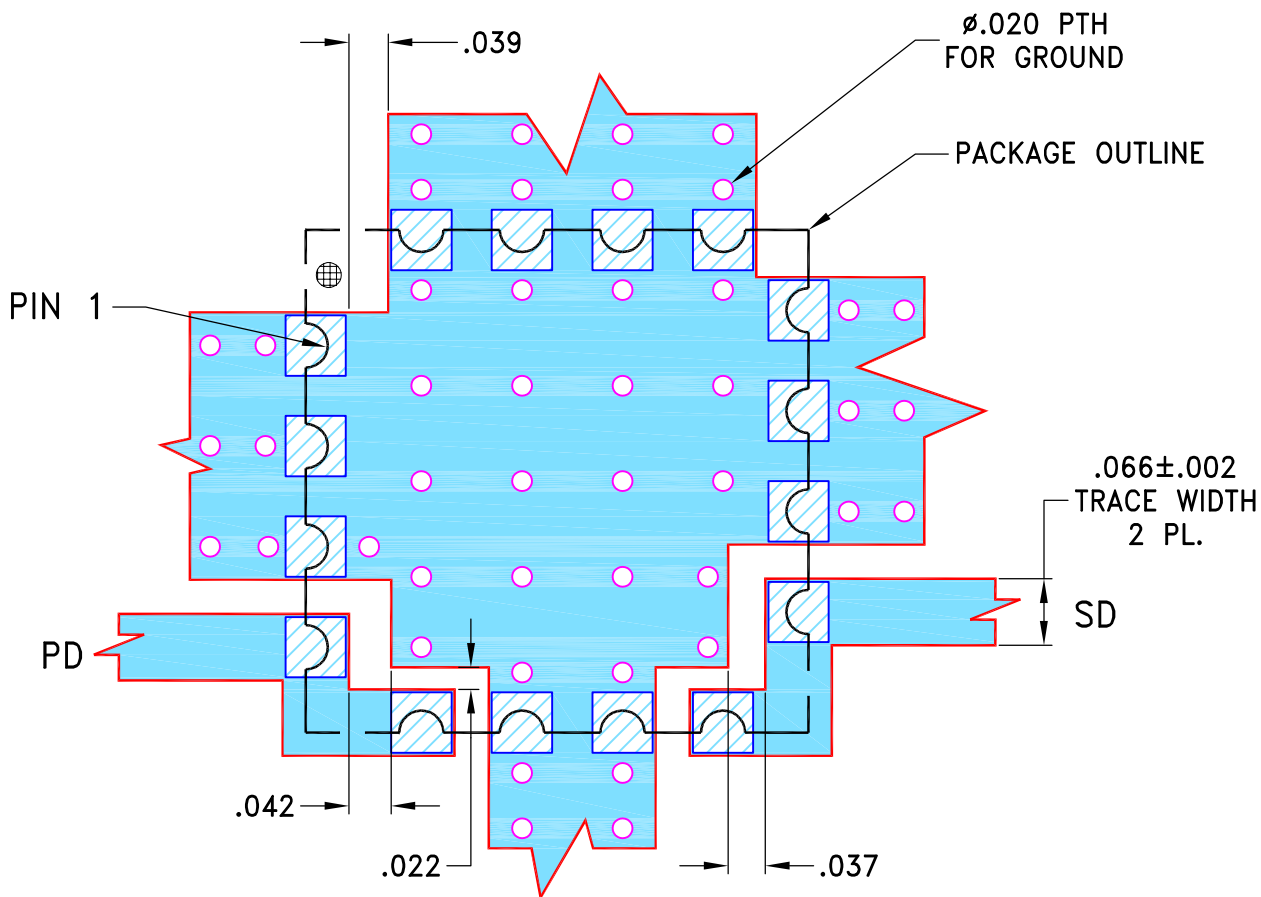
THIRD ANGLE PROJECTION



REVISIONS


REV	ECN No.	DESCRIPTION	DATE	DR	AUTH
OR	ECO-005116	NEW RELEASE	03/15/21	ITG	RonS

SUGGESTED MOUNTING CONFIGURATION FOR CK2335-1 CASE STYLE



NOTES:

- TRACE WIDTH IS SHOWN FOR ROGERS R04350B, WITH DIELECTRIC THICKNESS .030"±.002". COPPER: 1/2 Oz. EACH SIDE.
FOR OTHER MATERIALS TRACE WIDTH MAY NEED TO BE MODIFIED.
- BOTTOM SIDE OF THE PCB IS CONTINUOUS GROUND PLANE.

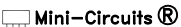


DENOTES PCB COPPER LAYOUT WITH SMOBC (SOLDER MASK OVER BARE COPPER)
 DENOTES COPPER LAND PATTERN FREE OF SOLDERMASK

UNLESS OTHERWISE SPECIFIED	INITIALS		DATE
DIMENSIONS ARE IN INCHES TOLERANCES ON: 2 PL DECIMALS ± 3 PL DECIMALS ± .005" ANGLES ± FRACTIONS ±	DRAWN	ITG	03/15/21
	CHECKED	GF	03/15/21
	APPROVED	RonS	03/15/21

 **Mini-Circuits®** 13 Neptune Avenue
Brooklyn NY 11235

PL, CK2335-1, TB-1184

 Mini-Circuits®
 THIS DOCUMENT AND ITS CONTENTS ARE THE PROPERTY OF MINI-CIRCUITS. EXCEPT FOR USE EXPRESSLY GRANTED, IN WRITING, TO ITS VENDORS, VENDEE AND THE UNITED STATES GOVERNMENT, MINI-CIRCUITS RESERVES ALL PROPRIETARY DESIGN, USE, MANUFACTURING AND REPRODUCTION RIGHTS THERETO. THESE CONTENTS SHALL NOT BE USED, DUPLICATED OR DISCLOSED TO ANY OUTSIDE PARTY, IN WHOLE OR IN PART, WITHOUT WRITTEN PERMISSION OF MINI-CIRCUITS.

SIZE	CODE IDENT	DRAWING NO:	REV:
A	15542	98-PL-698	OR
FILE:	98PL698	SCALE: 5:1	SHEET: 1 OF 1