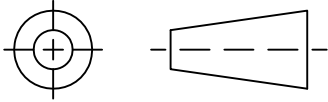


THIRD ANGLE PROJECTION

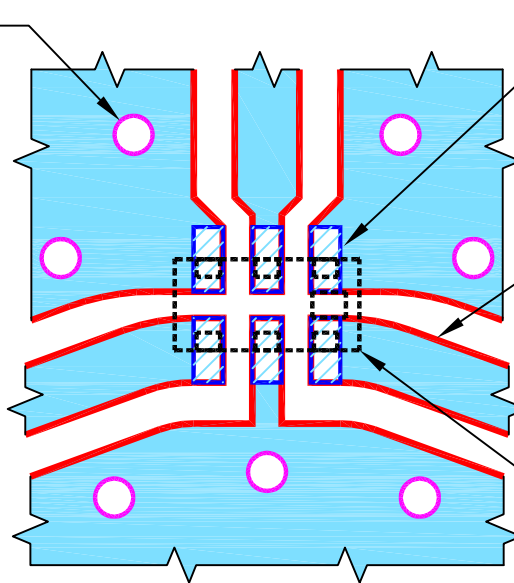


REVISIONS

REV	ECN No.	DESCRIPTION	DATE	DR	AUTH
OR	M148455	NEW RELEASE	10/02/14	GF	MY
A	M149968	CHANGED LOCATION OF PIN 1	02/12/15	ITG	WP

SUGGESTED MOUNTING CONFIGURATION
FOR JC0603C CASE STYLE, "06DP02" PIN CODE

∅.013 PTH
 FOR GROUND



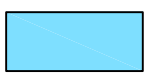
PIN 1

COPLANAR WAVEGUIDE:
 .022 TRACE WIDTH &
 .014 GAP, 3 PL.
 (SEE NOTE BELOW)

PACKAGE
 OUTLINE

NOTES:

1. COPLANAR WAVEGUIDE IS SHOWN FOR ROGERS R04350B WITH DIELECTRIC THICKNESS .010" ± .001". COPPER: 1/2 OZ. EACH SIDE. FOR OTHER MATERIALS TRACE WIDTH AND GAP MAY NEED TO BE MODIFIED.
2. BOTTOM SIDE OF THE PCB IS CONTINUOUS GROUND PLANE.



DENOTES PCB COPPER LAYOUT WITH SMOBC (SOLDER MASK OVER BARE COPPER).



DENOTES COPPER LAND PATTERN FREE OF SOLDER MASK.

UNLESS OTHERWISE SPECIFIED	INITIALS		DATE
DIMENSIONS ARE IN INCHES TOLERANCES ON: 2 PL DECIMALS ± 3 PL DECIMALS ± .005 ANGLES ± FRACTIONS ±	DRAWN	GF	10/01/14
	CHECKED	IL	10/02/14
	APPROVED	MY	10/02/14



Mini-Circuits®

13 Neptune Avenue
 Brooklyn NY 11235

PL, 06DP02, JC0603C, TB-796+

Mini-Circuits®
 THIS DOCUMENT AND ITS CONTENTS ARE THE PROPERTY OF MINI-CIRCUITS. EXCEPT FOR USE EXPRESSLY GRANTED, IN WRITING, TO ITS VENDORS, VENDEE AND THE UNITED STATES GOVERNMENT, MINI-CIRCUITS RESERVES ALL PROPRIETARY DESIGN, USE, MANUFACTURING AND REPRODUCTION RIGHTS THERETO. THESE CONTENTS SHALL NOT BE USED, DUPLICATED OR DISCLOSED TO ANY OUTSIDE PARTY, IN WHOLE OR IN PART, WITHOUT WRITTEN PERMISSION OF MINI-CIRCUITS.

SIZE A	CODE IDENT 15542	DRAWING NO: 98-PL-428	REV: A
FILE: 98PL428	SCALE: 15:1	SHEET: 1 OF 1	