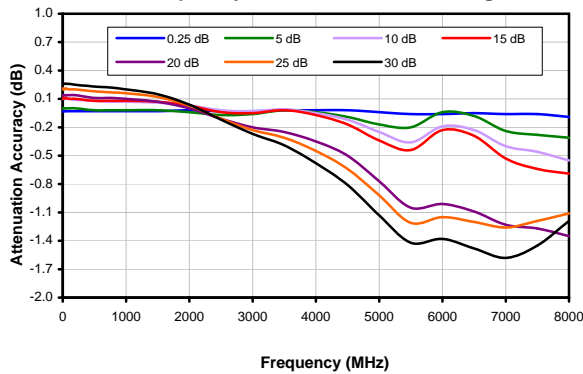
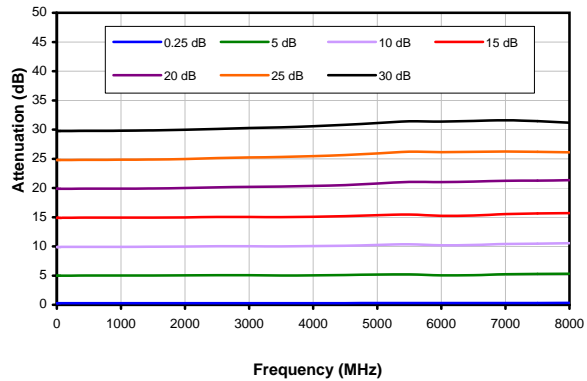


Typical Performance Curves @ 0°C

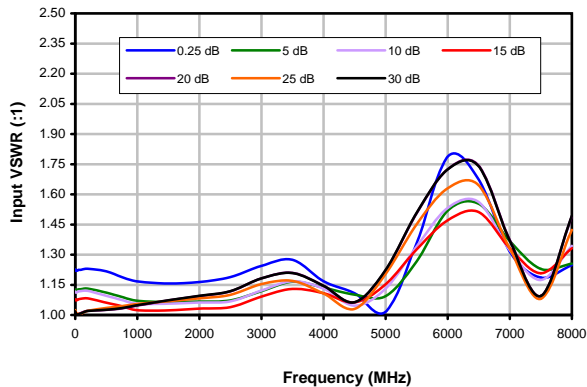
Attenuation Accuracy vs. Frequency over Attenuation settings



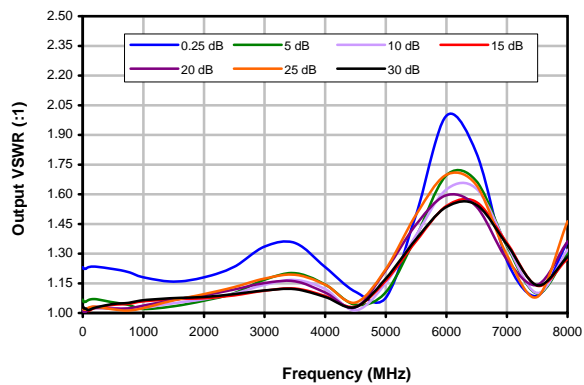
Attenuation relative to I.L. vs. Frequency over Attenuation settings



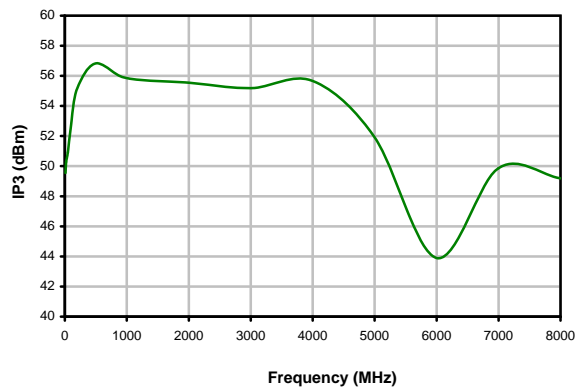
Input VSWR vs. Frequency over Attenuation settings



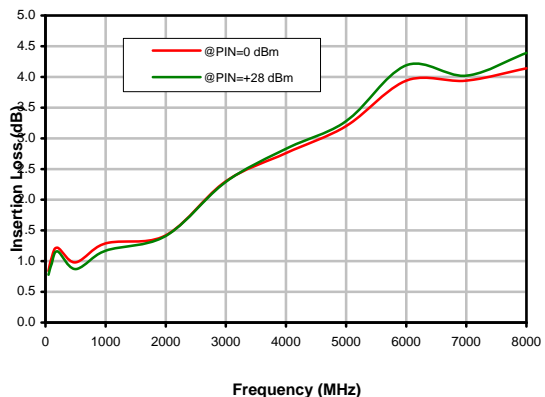
Output VSWR vs. Frequency over Attenuation settings



IP3 @ 0dB Attenuation



Insertion Loss

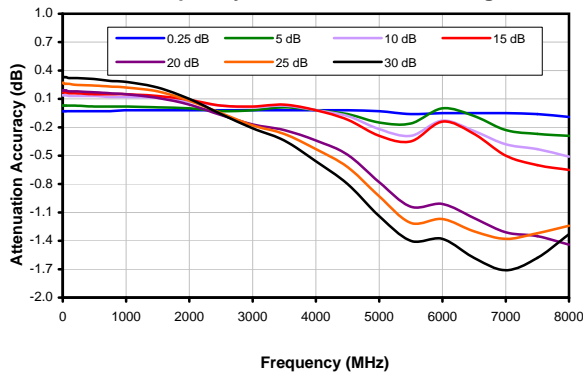


Notes

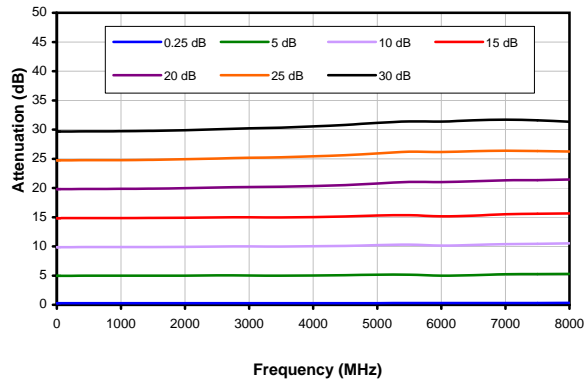
- A. Performance and quality attributes and conditions not expressly stated in this specification document are intended to be excluded and do not form a part of this specification document.
- B. Electrical specifications and performance data contained in this specification document are based on Mini-Circuits' applicable established test performance criteria and measurement instructions.
- C. The parts covered by this specification document are subject to Mini-Circuits' standard limited warranty and terms and conditions (collectively, "Standard Terms"); Purchasers of this part are entitled to the rights and benefits contained therein. For a full statement of the Standard Terms and the exclusive rights and remedies thereunder, please visit Mini-Circuits' website at www.minicircuits.com/MCLStore/terms.jsp

Typical Performance Curves @ 25°C

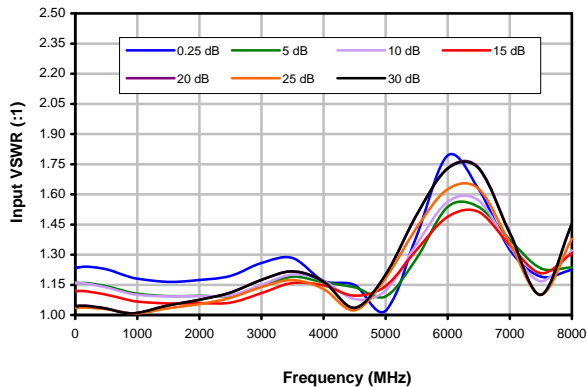
Attenuation Accuracy vs. Frequency over Attenuation settings



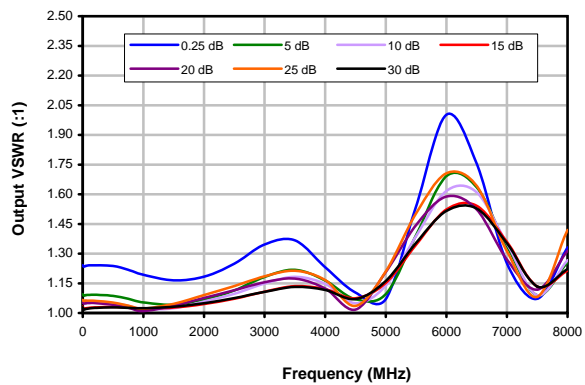
Attenuation relative to I.L. vs. Frequency over Attenuation settings



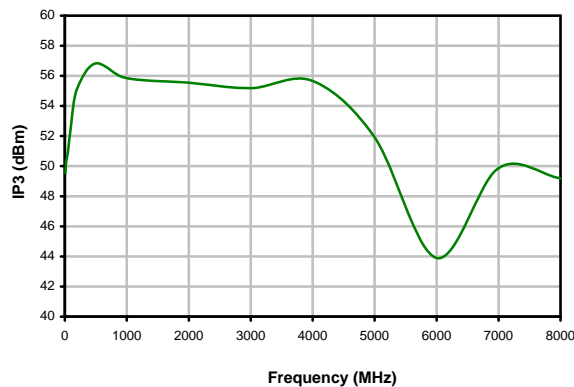
Input VSWR vs. Frequency over Attenuation settings



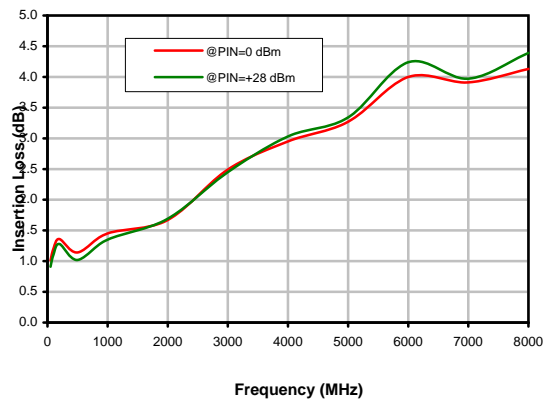
Output VSWR vs. Frequency over Attenuation settings



IP3 @ 0dB Attenuation



Insertion Loss

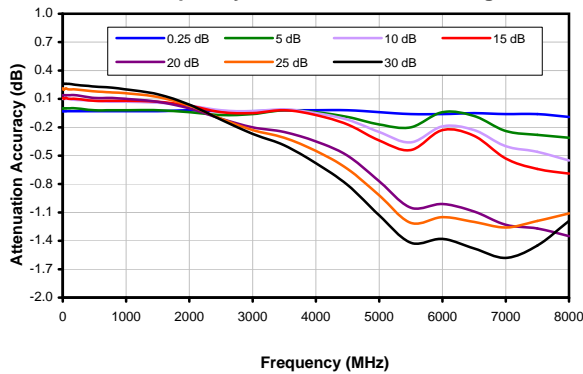


Notes

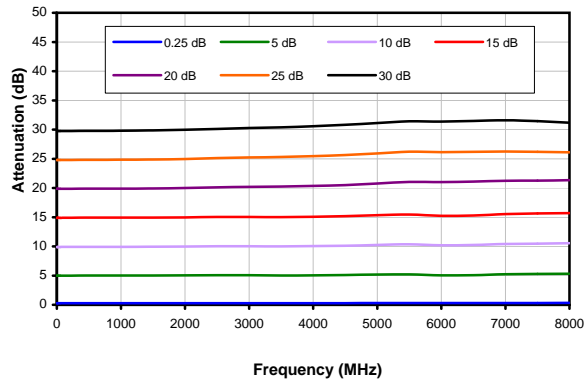
- A. Performance and quality attributes and conditions not expressly stated in this specification document are intended to be excluded and do not form a part of this specification document.
- B. Electrical specifications and performance data contained in this specification document are based on Mini-Circuits' applicable established test performance criteria and measurement instructions.
- C. The parts covered by this specification document are subject to Mini-Circuits' standard limited warranty and terms and conditions (collectively, "Standard Terms"); Purchasers of this part are entitled to the rights and benefits contained therein. For a full statement of the Standard Terms and the exclusive rights and remedies thereunder, please visit Mini-Circuits' website at www.minicircuits.com/MCLStore/terms.jsp

Typical Performance Curves @ 50°C

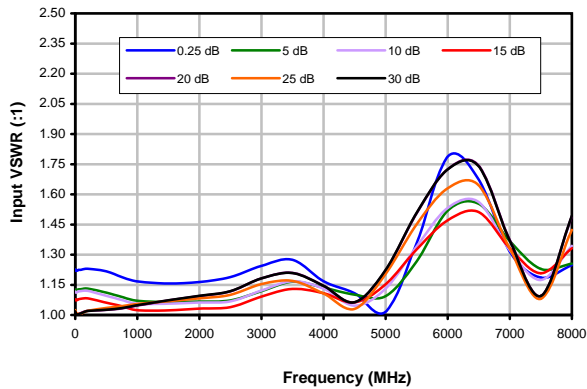
Attenuation Accuracy vs. Frequency over Attenuation settings



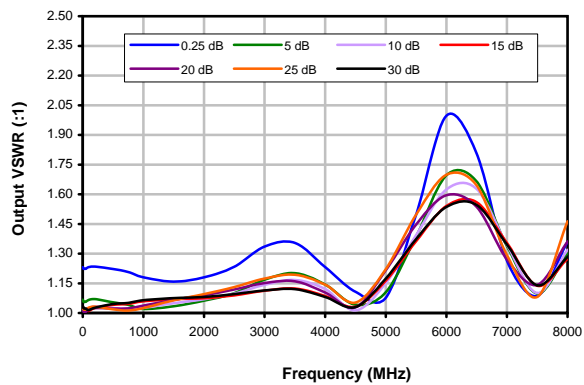
Attenuation relative to I.L. vs. Frequency over Attenuation settings



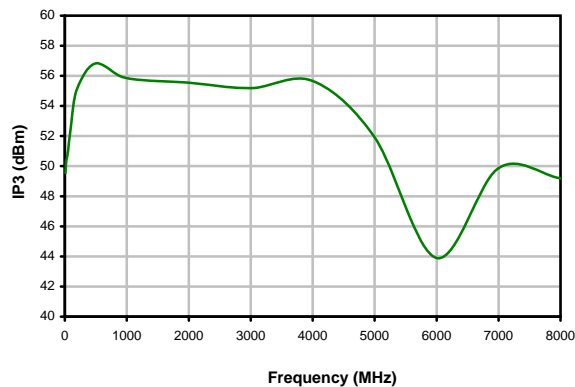
Input VSWR vs. Frequency over Attenuation settings



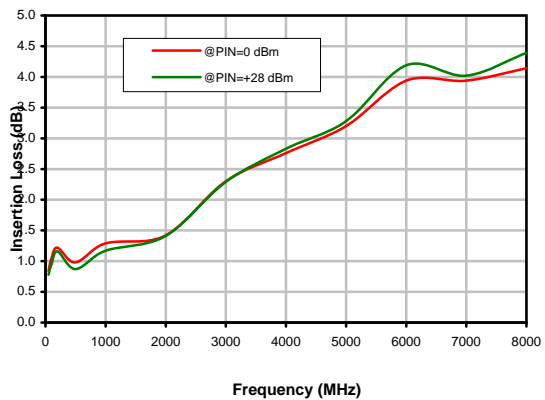
Output VSWR vs. Frequency over Attenuation settings



IP3 @ 0dB Attenuation



Insertion Loss



Notes

- A. Performance and quality attributes and conditions not expressly stated in this specification document are intended to be excluded and do not form a part of this specification document.
- B. Electrical specifications and performance data contained in this specification document are based on Mini-Circuits' applicable established test performance criteria and measurement instructions.
- C. The parts covered by this specification document are subject to Mini-Circuits' standard limited warranty and terms and conditions (collectively, "Standard Terms"); Purchasers of this part are entitled to the rights and benefits contained therein. For a full statement of the Standard Terms and the exclusive rights and remedies thereunder, please visit Mini-Circuits' website at www.minicircuits.com/MCLStore/terms.jsp