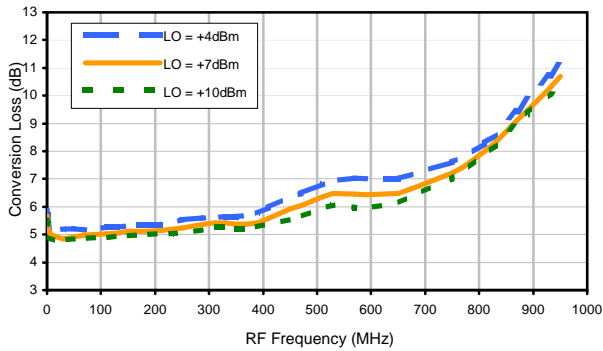
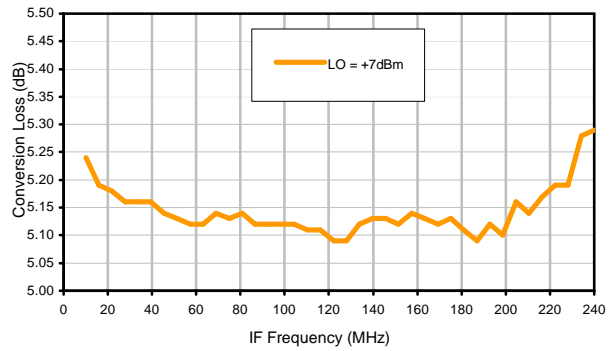


Typical Performance Curves

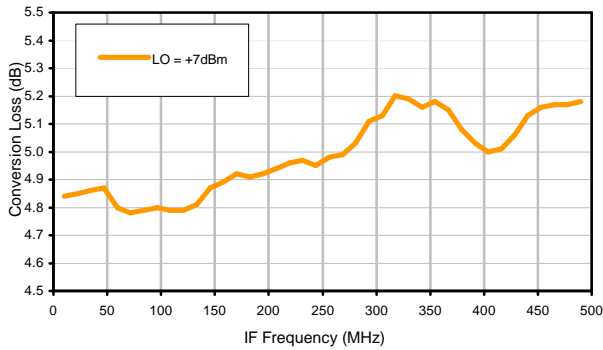
Conversion Loss @ IF=30MHz



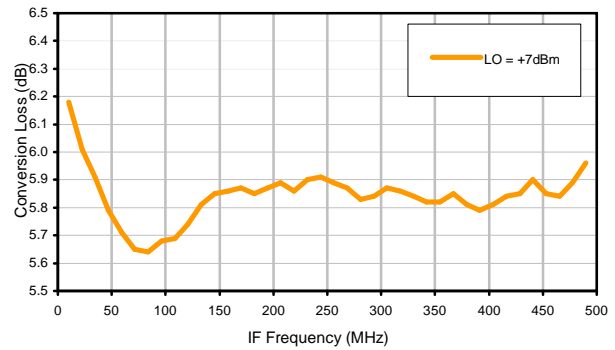
Conversion Loss vs. IF @ RF=250.1MHz



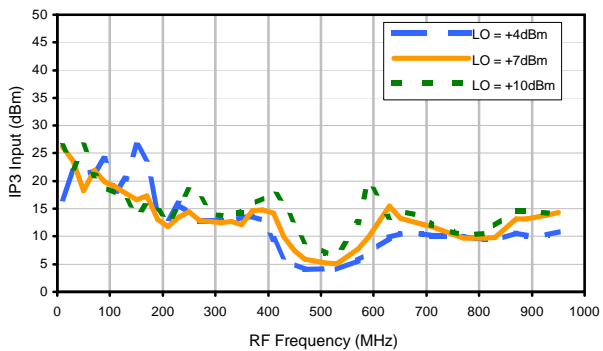
Conversion Loss vs. IF @ RF=10.1MHz



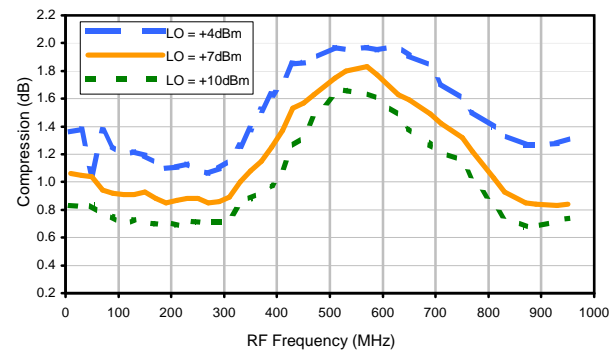
Conversion Loss vs. IF @ RF=500.1MHz



IP3 Input

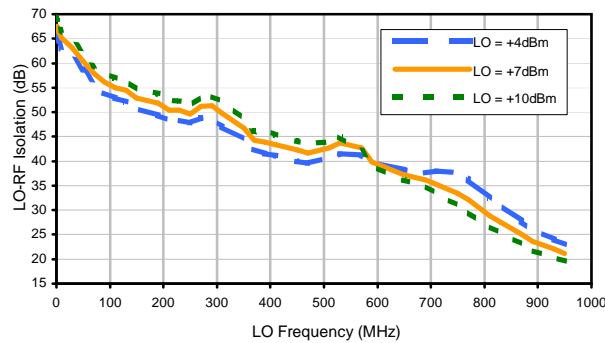


Compression @ RF IN=+1dBm

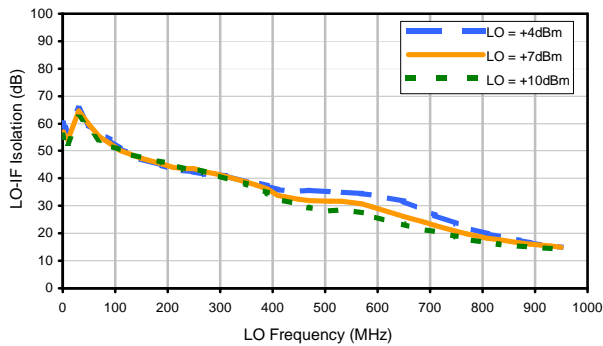


Typical Performance Curves

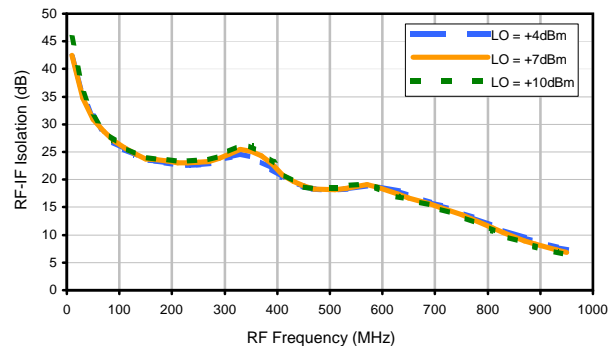
LO-RF Isolation



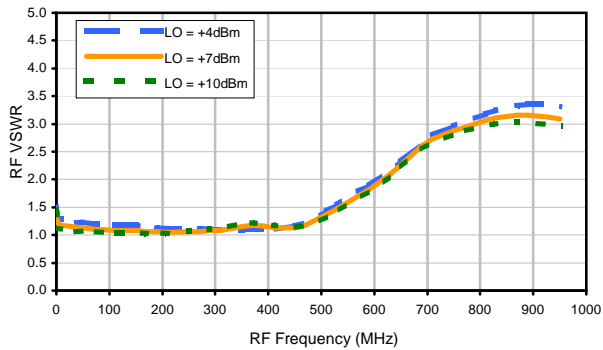
LO-IF Isolation



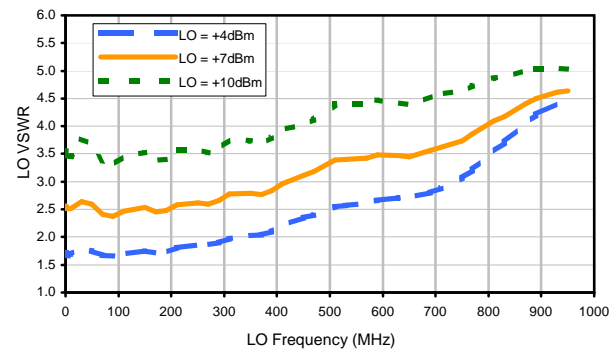
RF-IF Isolation



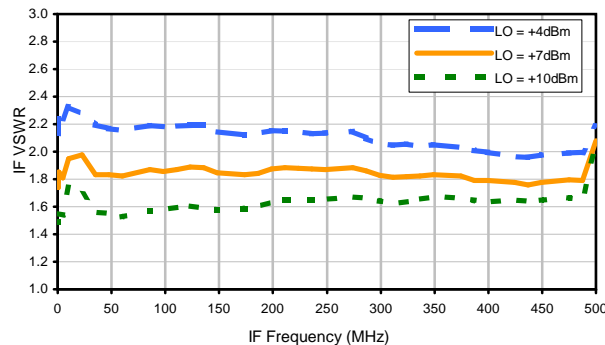
RF VSWR



LO VSWR



IF VSWR



Harmonics Tables

RF HARMONICS ORDER

	(-dBm)	(-dBc)										
0	-	-	16	37	12	35	12	46	19	40	33	53
1	-	18	+0	25	11	38	22	37	36	49	46	44
2	106	73	51	79	52	83	50	65	50	66	53	80
3	116	72	63	74	62	77	61	78	81	80	73	84
4	109	95	98	96	87	89	86	105	91	102	91	99
5	112	110	95	92	86	86	88	101	87	102	98	103
6	133	98	98	104	98	90	94	86	100	101	102	96
7	121	96	102	104	100	102	99	83	90	98	100	96
8	115	99	99	102	102	93	106	114	78	99	100	102
9	120	114	107	102	100	101	94	101	92	66	107	93
10	113	105	105	104	104	110	97	93	95	89	81	88
	RF CAL	0	1	2	3	4	5	6	7	8	9	10

LO HARMONICS ORDER

Test conditions: RF IN: 250.1 MHz; -14.00 dBm.
 LO IN: 280.01 MHz; +7.00 dBm
 IF OUT: 29.91 MHz; -19.35 dBm

RF HARMONICS ORDER

	(-dBm)	(-dBc)										
0	-	-	24	51	23	46	24	55	31	52	49	65
1	-	19	+0	27	12	41	24	43	38	54	55	57
2	102	63	43	71	45	62	44	57	44	61	49	66
3	107	45	42	47	44	48	38	50	47	54	54	69
4	111	76	67	72	64	73	64	77	59	69	58	70
5	119	67	64	59	52	66	51	65	51	66	66	73
6	112	89	84	107	81	91	80	94	82	78	80	82
7	110	92	83	85	73	70	71	69	68	69	63	71
8	113	94	109	95	95	94	89	88	83	88	83	87
9	111	86	107	102	88	90	75	82	77	70	76	92
10	110	101	104	102	101	104	96	97	93	95	83	96
	RF CAL	0	1	2	3	4	5	6	7	8	9	10

LO HARMONICS ORDER

Test conditions: RF IN: 250.1 MHz; -4.00 dBm.
 LO IN: 280.01 MHz; +7.00 dBm
 IF OUT: 29.91 MHz; -9.37 dBm

- Notes: 1. All Harmonics are in (dBc) relative to IF OUTPUT.
 2. + entry denotes harmonics are in (dBc) above IF OUTPUT.
 3. RF Cal represent the Harmonics level of the RF input signal to the mixer.

REV. X2
 ADE-1+
 100817

Page 3 of 3



IF/RF MICROWAVE COMPONENTS • ISO 9001 ISO 14001 AS 9100 CERTIFIED • RoHS compliant
 P.O. Box 350166, Brooklyn, New York 11235-0006 (718) 934-4500 Fax (718) 332-4661



The Design Engineers Search Engine finds the model you need, Instantly • For detailed performance specs & shopping online see

