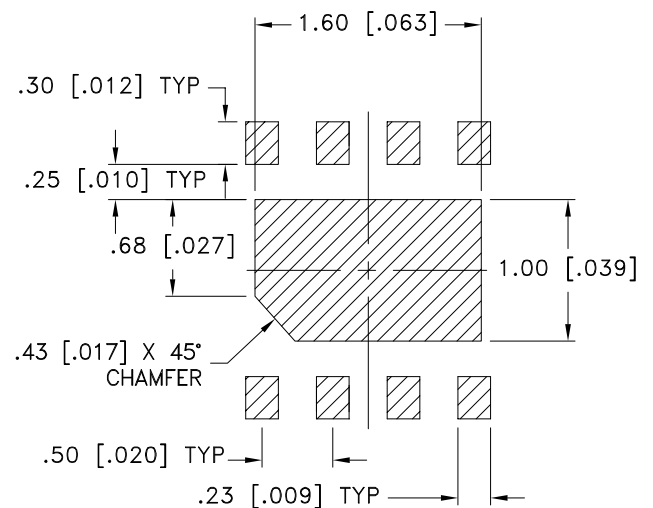
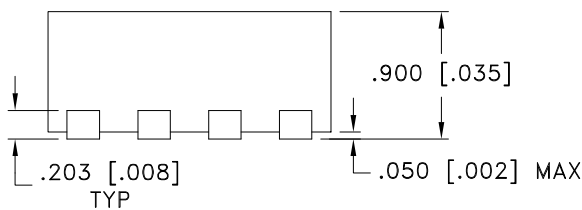
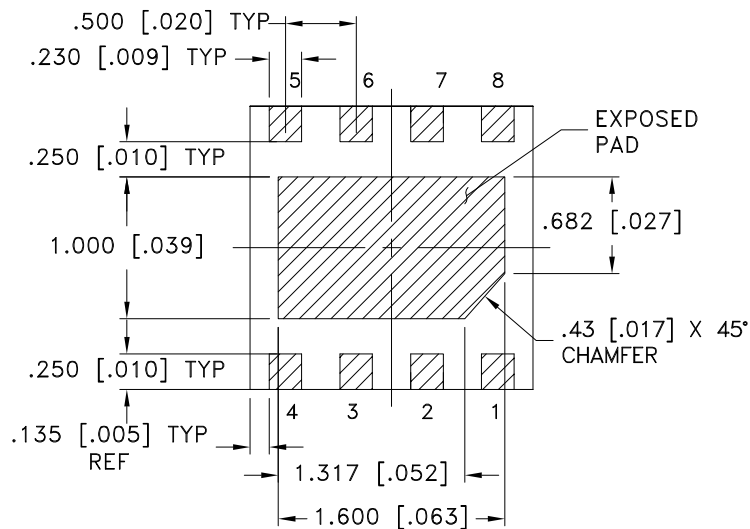
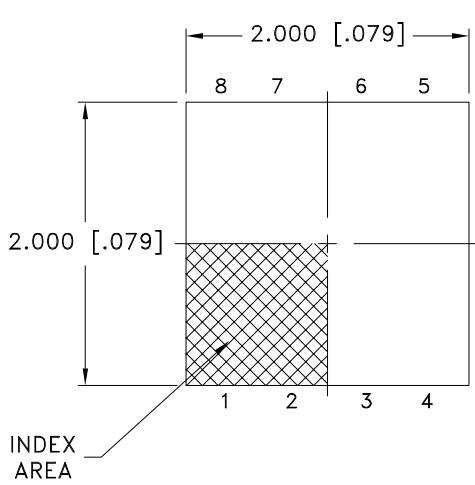


Outline Dimensions

MC3007

TOP VIEW

BOTTOM VIEW



 DENOTES METALLIZATION

Suggested Layout

Weight: .011 grams

Dimensions are in mm [inches]. Tolerances: 3 Pl.±0.050[0.002] mm[Inches]

Notes:

1. Case material: Plastic.
2. Termination finish:
For RoHS Case Styles: Tin-Silver over Nickel plated or Matte-Tin plated (See Data sheet).
All models, (+) suffix.
3. Lead #1 identifier shall be located in the cross-hatched area shown.
Identifier may be either a molded or marked feature.

 **Mini-Circuits**[®]
ISO 9001 ISO 14001 CERTIFIED

ALL NEW
minicircuits.com

P.O. Box 350166, Brooklyn, New York 11235-0003 (718) 934-4500 Fax (718) 332-4661 For detailed performance specs & shopping online see Mini-Circuits web site



The Design Engineers Search Engine Provides ACTUAL Data Instantly From MINI-CIRCUITS At: www.minicircuits.com

RF/IF MICROWAVE COMPONENTS