

## **CBL Series Ruggedized Test Cable – Super Flex Testing** **(AN-46-001)**

Keywords: CBL Series, Flex Testing

### **1. Introduction:**

Mini-Circuits CBL Series Test Cables are specifically designed and manufactured for use in stringent test lab environments where cables are often bent and twisted many times during normal use. This stress can ultimately result in catastrophic failure. It is however the degradation that can occur prior to total failure that is the real danger as this can result in erroneous measurements. To ensure performance in this environment, Mini-Circuits has qualified the CBL Series through extensive Flex Testing – up to 20,000 flex-cycles.

### **2. Qualification Testing – Flex Cycles**

#### **2.1 Flex Test Setup**

Figures 1 and 2 below show the Flex Test Setup used in assessing the qualification flex test of the CBL Series. This flex testing applies stringent stress in a unique manner, to the strain relief as well as the cable, addressing both points of potential failure.




Figure 1 Flex Test Setup-Close




Figure 2 Flex Test Setup-Open

#### **2.2 Mini-Circuits Cable Test Data**

Figure 3 below shows insertion loss taken after 1000, 1500, 2000, 3000, 4000, 5000, 7000, 10000, 15000, and 20000 bends and repeatable performance for return loss as shown below in Figures 4 & 5.

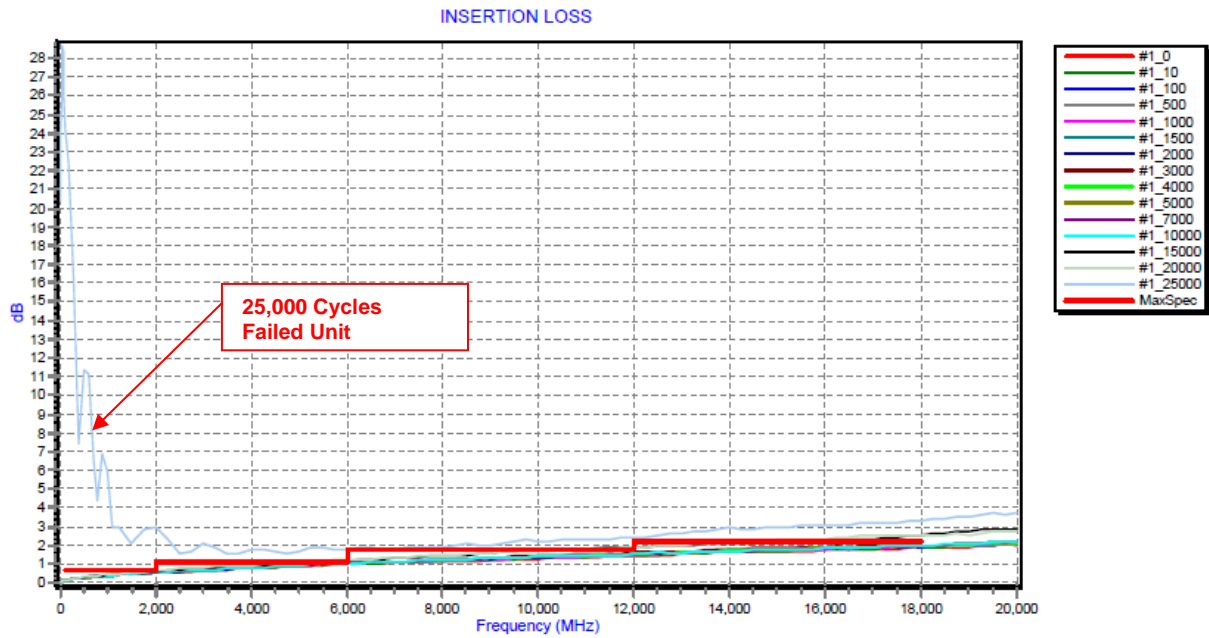


Figure 3 Insertion Loss

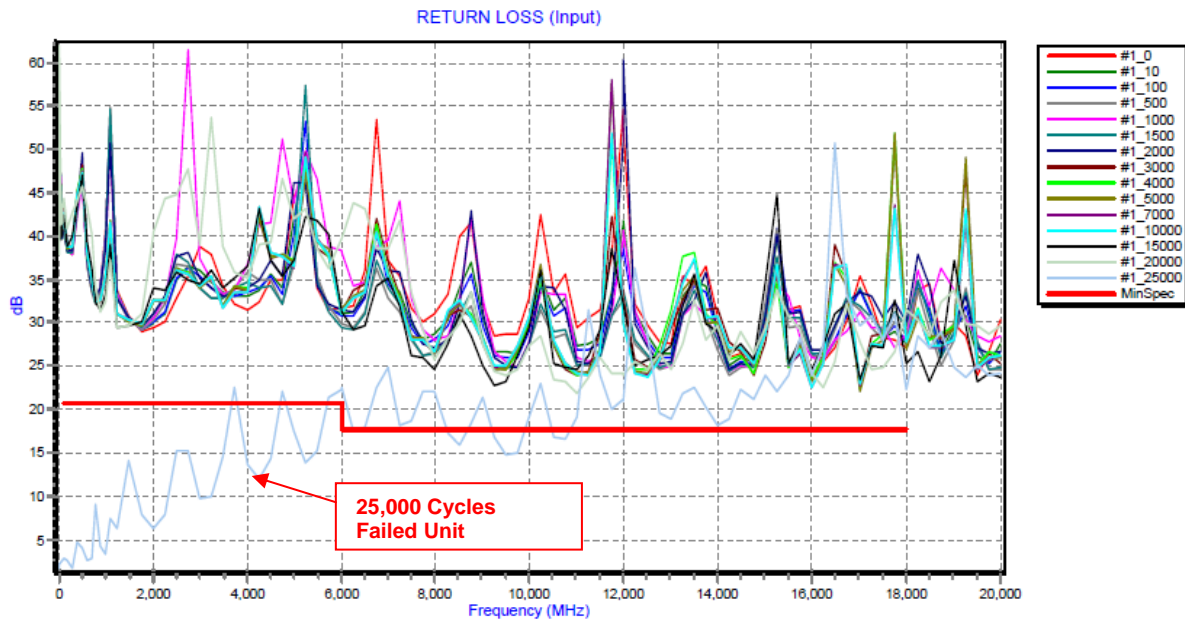


Figure 4 Return Loss-Input

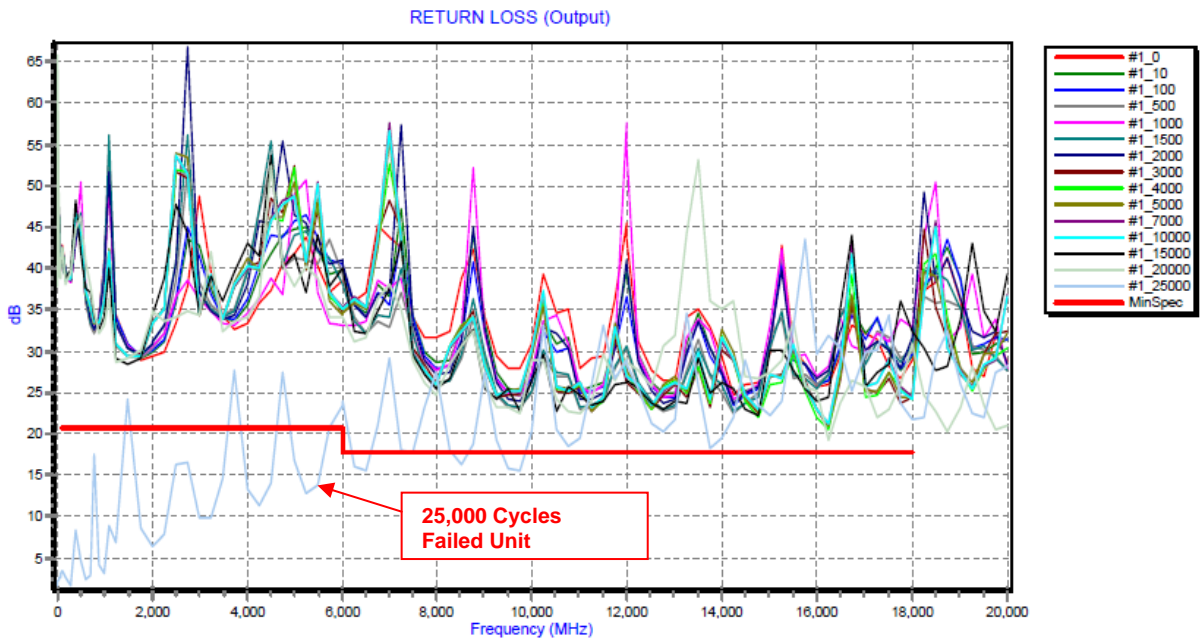


Figure 5 Return Loss-Output

IMPORTANT NOTICE

© 2015 Mini-Circuits

This document is provided as an accommodation to Mini-Circuits customers in connection with Mini-Circuits parts only. In that regard, this document is for informational and guideline purposes only. Mini-Circuits assumes no responsibility for errors or omissions in this document or for any information contained herein.

Mini-Circuits may change this document or the Mini-Circuits parts referenced herein (collectively, the "Materials") from time to time, without notice. Mini-Circuits makes no commitment to update or correct any of the Materials, and Mini-Circuits shall have no responsibility whatsoever on account of any updates or corrections to the Materials or Mini-Circuits' failure to do so.

Mini-Circuits customers are solely responsible for the products, systems, and applications in which Mini-Circuits parts are incorporated or used. In that regard, customers are responsible for consulting with their own engineers and other appropriate professionals who are familiar with the specific products and systems into which Mini-Circuits' parts are to be incorporated or used so that the proper selection, installation/integration, use and safeguards are made. Accordingly, Mini-Circuits assumes no liability therefor.

In addition, your use of this document and the information contained herein is subject to Mini-Circuits' standard terms of use, which are available at Mini-Circuits' website at [www.minicircuits.com/homepage/terms\\_of\\_use.html](http://www.minicircuits.com/homepage/terms_of_use.html).

Mini-Circuits and the Mini-Circuits logo are registered trademarks of Scientific Components Corporation d/b/a Mini-Circuits. All other third-party trademarks are the property of their respective owners. A reference to any third-party trademark does not constitute or imply any endorsement, affiliation, sponsorship, or recommendation: (i) by Mini-Circuits of such third-party's products, services, processes, or other information; or (ii) by any such third-party of Mini-Circuits or its products, services, processes, or other information.